

Circuito de Madrid Jarama - RACE
CARRERA 80 - GROUP 1 PORTUGAL
QUALIFYING



Circuito de Madrid Jarama-RACE 3.850 m.

Resultados Provisionales

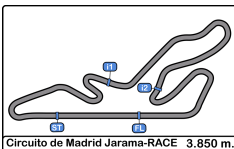
| Cls | Nº | Entrant/Team | Driver 1 | Driver 2 | Vehicle | Cat | Cls | Laps | Best | Time | Gap | Interval | Km/h |
|-----|-----|---------------------------------------|---------------------------|--------------------------|---------------------------|-----------|-----|------|------|----------|----------|----------|-------|
| 1 | 7 | RP Motorsport | Paulo Lima | José Parabela | BMW E30 M3 | T MAX | 1 | 16 | 9 | 1:48.839 | | | 127.3 |
| 2 | 169 | HY Racing | Olivier Muytjens | Brice Pineau | Porsche 911 3.0 RS | GT COP | 1 | 15 | 13 | 1:52.806 | 3.967 | 3.967 | 122.8 |
| 3 | 549 | Centro Clássico | João Mira Gomes | Nuno Afoito | Ford Escort RS 2000 | H81-200 | 1 | 18 | 14 | 1:57.438 | 8.599 | 4.632 | 118.0 |
| 4 | 87 | Club Deportivo Elemental Lucena Sport | Kilian Revuelta Rodriguez | Gustavo Castro Rodriguez | BMW M3 E36 | GT COP | 2 | 19 | 5 | 1:57.690 | 8.851 | 0.252 | 117.7 |
| 5 | 57 | Garage João Gomes | Jose Maria Perez | Luís Tojeiro | Porsche 968 CS | GT COP | 3 | 18 | 4 | 1:58.148 | 9.309 | 0.458 | 117.3 |
| 6 | 594 | Gordo Racing Team | Ruben Ferreira | Pedro Gordo | Porsche 928 S | H81-MA | 1 | 19 | 10 | 1:58.761 | 9.922 | 0.613 | 116.7 |
| 7 | 527 | RPMotorsport | Pedro Melo | Carlos Dias Pedro | Ford Escort RS 2000 | H81-200 | 2 | 17 | 9 | 1:59.694 | 10.855 | 0.933 | 115.7 |
| 8 | 573 | Peres | André Castro Pinheiro | Ernesto Silva Vieira | Jaguar XJS V12 | H81-MA | 2 | 19 | 11 | 2:01.093 | 12.254 | 1.399 | 114.4 |
| 9 | 35 | Eficar Team | Teo Antonio Pérez | | BMW 325i E36 | GT COP | 4 | 18 | 17 | 2:01.198 | 12.359 | 0.105 | 114.3 |
| 10 | 500 | RPMotorsport | Nuno Pardalejo | Marcos Ruão | VW Scirocco | H81-160 | 1 | 18 | 15 | 2:01.972 | 13.133 | 0.774 | 113.6 |
| 11 | 20 | Eficar Team | Juan Alonso Borrás | Jose Antonio Zorrilla | Honda Civic | T 2000 | 1 | 17 | 4 | 2:02.819 | 13.980 | 0.847 | 112.8 |
| 12 | 98 | RP Motorsport | César Freitas | | BMW 323i | GR2 | 1 | 5 | 3 | 2:03.364 | 14.525 | 0.545 | 112.3 |
| 13 | 31 | Ciudad Ducal | Jaime Artajo de No | Carlos de Miguel Egea | BMW E30 325 | T MAX | 2 | 18 | 13 | 2:03.412 | 14.573 | 0.048 | 112.3 |
| 14 | 587 | RPMotorsport | Manuel Cabral Menezes | Jorge Petiz | VW Golf GTI | H81-160 | 2 | 18 | 2 | 2:03.595 | 14.756 | 0.183 | 112.1 |
| 15 | 588 | Team Squadra / RPMotorsport | Rafael Cerveira Pinto | Armando Ferreira | VW Golf GTI | H81-160 | 3 | 11 | 9 | 2:03.882 | 15.043 | 0.287 | 111.8 |
| 16 | 558 | GJG | Antonio Reis | Jose Carvalhosa | Porsche 924 | 924 Cup | 1 | 17 | 4 | 2:05.120 | 16.281 | 1.238 | 110.7 |
| 17 | 554 | Samuel Vidal | Samuel Vidal | | Ford Escort RS 2000 | H81-200 | 3 | 18 | 16 | 2:05.251 | 16.412 | 0.131 | 110.6 |
| 18 | 525 | RPMotorsport | Pedro Melo | Carlos Gagliardini | VW Golf GTI | H81-160 | 4 | 6 | 5 | 2:06.574 | 17.735 | 1.323 | 109.5 |
| 19 | 526 | RPMotorsport | Hugo Silva | Ivan Mateo Alvarez | VW Golf GTI | H81-160 | 5 | 11 | 10 | 2:07.312 | 18.473 | 0.738 | 108.8 |
| 20 | 67 | RPMotorsport | João Neves | | Toyota Starlet | T 1400 | 1 | 17 | 16 | 2:07.902 | 19.063 | 0.590 | 108.3 |
| 21 | 538 | Keep on Racing | Rui Moura | Carlos Aniceto | VW Golf GTI MK1 | GR2 | 2 | 16 | 4 | 2:08.229 | 19.390 | 0.327 | 108.0 |
| 22 | 560 | Arantes Competição | João e Vasconcelos | Rui Castro | Datsun 1200 Coupé GX | H71-130 | 1 | 12 | 9 | 2:12.003 | 23.164 | 3.774 | 104.9 |
| 23 | 570 | RPMotorsport | Félix Ribeiro | | Alfa Romeo 1600 GT Junior | H75-160 | 1 | 16 | 16 | 2:13.194 | 24.355 | 1.191 | 104.0 |
| 24 | 545 | RPMotorsport | Regis Paillardon | François Guerin | BMW 1600 Ti | H71-160 | 1 | 8 | 7 | 2:13.564 | 24.725 | 0.370 | 103.7 |
| 25 | 567 | RPMotorsport | Alberto Xavier | Henrique Xavier | Datsun 1200 | Prod Cup | 1 | 16 | 4 | 2:19.480 | 30.641 | 5.916 | 99.3 |
| 26 | 58 | Filipe Ruão | Filipe Ruão | Pedro Ferreira | Mini | Troféu Mi | 1 | 18 | 15 | 2:19.624 | 30.785 | 0.144 | 99.2 |
| 27 | 590 | Filipe Gregorio | Filipe Gregorio | Guilherme Gregorio | Datsun 1200 | Prod Cup | 2 | 17 | 13 | 2:20.806 | 31.967 | 1.182 | 98.4 |
| 28 | 565 | Luís Santa-Bárbara | Luís Santa-Bárbara | Manuel Almeida | Datsun 1200 | Prod Cup | 3 | 16 | 13 | 2:21.414 | 32.575 | 0.608 | 98.0 |
| 29 | 77 | Ruben Veludo | Ruben Veludo | | Mini | Troféu Mi | 2 | 11 | 9 | 2:22.052 | 33.213 | 0.638 | 97.5 |
| 30 | 509 | DMC | Diogo Cavaco | | Porsche 928 | H81-MA | 3 | 2 | 2 | 3:08.133 | 1:19.294 | 46.081 | 73.6 |

Published at:.....

Track Temp: **49.8 °C** Air Temp: **26.1 °C** Humidity: **39 %** Track Status: **SECA**

Race Director:

Timekeeper:



Circuito de Madrid Jarama - RACE
CARRERA 80 - GROUP 1 PORTUGAL
QUALIFYING



Resultados Provisionales por Categoría

| T MAX | | | | | | | | | | | | | |
|-------|----|---------------|--------------------|-----------------------|-------------|-------|-----|------|------|----------|--------|----------|-------|
| Cls | Nº | Entrant/Team | Driver 1 | Driver 2 | Vehicle | Cat | Cls | Laps | Best | Time | Gap | Interval | Km/h |
| 1 | 7 | RP Motorsport | Paulo Lima | José Paradela | BMW E30 M3 | T MAX | 1 | 16 | 9 | 1:48.839 | | | 127.3 |
| 2 | 31 | Ciudad Ducal | Jaime Artajo de No | Carlos de Miguel Egea | BMW E30 325 | T MAX | 2 | 18 | 13 | 2:03.412 | 14.573 | 14.573 | 112.3 |

| GT COPA | | | | | | | | | | | | | |
|---------|-----|---------------------------------------|---------------------------|--------------------------|--------------------|--------|-----|------|------|----------|-------|----------|-------|
| Cls | Nº | Entrant/Team | Driver 1 | Driver 2 | Vehicle | Cat | Cls | Laps | Best | Time | Gap | Interval | Km/h |
| 1 | 169 | HY Racing | Olivier Muytjens | Brice Pineau | Porsche 911 3.0 RS | GT COP | 1 | 15 | 13 | 1:52.806 | | | 122.8 |
| 2 | 87 | Club Deportivo Elemental Lucena Sport | Kilian Revuelta Rodriguez | Gustavo Castro Rodriguez | BMW M3 E36 | GT COP | 2 | 19 | 5 | 1:57.690 | 4.884 | 4.884 | 117.7 |
| 3 | 57 | Garage João Gomes | Jose Maria Perez | Luís Tojeiro | Porsche 968 CS | GT COP | 3 | 18 | 4 | 1:58.148 | 5.342 | 0.458 | 117.3 |
| 4 | 35 | Eficar Team | Teo Antonio Pérez | | BMW 325i E36 | GT COP | 4 | 18 | 17 | 2:01.198 | 8.392 | 3.050 | 114.3 |

| H81-2000 | | | | | | | | | | | | | |
|----------|-----|-----------------|-----------------|-------------------|---------------------|---------|-----|------|------|----------|-------|----------|-------|
| Cls | Nº | Entrant/Team | Driver 1 | Driver 2 | Vehicle | Cat | Cls | Laps | Best | Time | Gap | Interval | Km/h |
| 1 | 549 | Centro Clássico | João Mira Gomes | Nuno Afoito | Ford Escort RS 2000 | H81-200 | 1 | 18 | 14 | 1:57.438 | | | 118.0 |
| 2 | 527 | RPMotorsport | Pedro Melo | Carlos Dias Pedro | Ford Escort RS 2000 | H81-200 | 2 | 17 | 9 | 1:59.694 | 2.256 | 2.256 | 115.7 |
| 3 | 554 | Samuel Vidal | Samuel Vidal | | Ford Escort RS 2000 | H81-200 | 3 | 18 | 16 | 2:05.251 | 7.813 | 5.557 | 110.6 |

| H81-MAX | | | | | | | | | | | | | |
|---------|-----|-------------------|-----------------------|----------------------|----------------|--------|-----|------|------|----------|----------|----------|-------|
| Cls | Nº | Entrant/Team | Driver 1 | Driver 2 | Vehicle | Cat | Cls | Laps | Best | Time | Gap | Interval | Km/h |
| 1 | 594 | Gordo Racing Team | Ruben Ferreira | Pedro Gordo | Porsche 928 S | H81-MA | 1 | 19 | 10 | 1:58.761 | | | 116.7 |
| 2 | 573 | Peres | André Castro Pinheiro | Ernesto Silva Vieira | Jaguar XJS V12 | H81-MA | 2 | 19 | 11 | 2:01.093 | 2.332 | 2.332 | 114.4 |
| 3 | 509 | DMC | Diogo Cavaco | | Porsche 928 | H81-MA | 3 | 2 | 2 | 3:08.133 | 1:09.372 | 1:07.040 | 73.6 |

| H81-1600 | | | | | | | | | | | | | |
|----------|-----|-----------------------------|-----------------------|--------------------|-------------|---------|-----|------|------|----------|-------|----------|-------|
| Cls | Nº | Entrant/Team | Driver 1 | Driver 2 | Vehicle | Cat | Cls | Laps | Best | Time | Gap | Interval | Km/h |
| 1 | 500 | RPMotorsport | Nuno Pardalejo | Marcos Ruão | VW Scirocco | H81-160 | 1 | 18 | 15 | 2:01.972 | | | 113.6 |
| 2 | 587 | RPMotorsport | Manuel Cabral Menezes | Jorge Petiz | VW Golf GTI | H81-160 | 2 | 18 | 2 | 2:03.595 | 1.623 | 1.623 | 112.1 |
| 3 | 588 | Team Squadra / RPMotorsport | Rafael Cerveira Pinto | Armindo Ferreira | VW Golf GTI | H81-160 | 3 | 11 | 9 | 2:03.882 | 1.910 | 0.287 | 111.8 |
| 4 | 525 | RPMotorsport | Pedro Melo | Carlos Gagliardini | VW Golf GTI | H81-160 | 4 | 6 | 5 | 2:06.574 | 4.602 | 2.692 | 109.5 |
| 5 | 526 | RPMotorsport | Hugo Silva | Ivan Mateo Alvarez | VW Golf GTI | H81-160 | 5 | 11 | 10 | 2:07.312 | 5.340 | 0.738 | 108.8 |

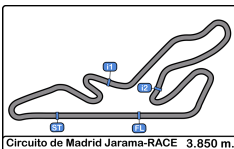
| T 2000 | | | | | | | | | | | | | |
|--------|----|--------------|--------------------|-----------------------|-------------|--------|-----|------|------|----------|-----|----------|-------|
| Cls | Nº | Entrant/Team | Driver 1 | Driver 2 | Vehicle | Cat | Cls | Laps | Best | Time | Gap | Interval | Km/h |
| 1 | 20 | Eficar Team | Juan Alonso Borrás | Jose Antonio Zorrilla | Honda Civic | T 2000 | 1 | 17 | 4 | 2:02.819 | | | 112.8 |

Published at:.....

Track Temp: 49.8 °C Air Temp: 26.1 °C Humidity: 39 % Track Status: SECA

Race Director:

Timekeeper:



Circuito de Madrid Jarama - RACE
CARRERA 80 - GROUP 1 PORTUGAL
QUALIFYING



Resultados Provisoriaes por Categoría

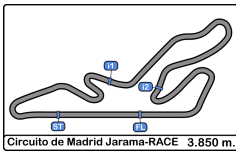
| GR2 | | | | | | | | | | | | | |
|-------------|-----|--------------------|--------------------|--------------------|---------------------------|-----------|-----|------|------|----------|-------|----------|-------|
| Cls | Nº | Entrant/Team | Driver 1 | Driver 2 | Vehicle | Cat | Cls | Laps | Best | Time | Gap | Interval | Km/h |
| 1 | 98 | RP Motorsport | César Freitas | | BMW 323i | GR2 | 1 | 5 | 3 | 2:03.364 | | | 112.3 |
| 2 | 538 | Keep on Racing | Rui Moura | Carlos Aniceto | VW Golf GTI MK1 | GR2 | 2 | 16 | 4 | 2:08.229 | 4.865 | 4.865 | 108.0 |
| 924 Cup | | | | | | | | | | | | | |
| Cls | Nº | Entrant/Team | Driver 1 | Driver 2 | Vehicle | Cat | Cls | Laps | Best | Time | Gap | Interval | Km/h |
| 1 | 558 | GJG | Antonio Reis | Jose Carvalhosa | Porsche 924 | 924 Cup | 1 | 17 | 4 | 2:05.120 | | | 110.7 |
| T 1400 | | | | | | | | | | | | | |
| Cls | Nº | Entrant/Team | Driver 1 | Driver 2 | Vehicle | Cat | Cls | Laps | Best | Time | Gap | Interval | Km/h |
| 1 | 67 | RPMotorsport | João Neves | | Toyota Starlet | T 1400 | 1 | 17 | 16 | 2:07.902 | | | 108.3 |
| H71-1300 | | | | | | | | | | | | | |
| Cls | Nº | Entrant/Team | Driver 1 | Driver 2 | Vehicle | Cat | Cls | Laps | Best | Time | Gap | Interval | Km/h |
| 1 | 560 | Arantes Competição | João e Vasconcelos | Rui Castro | Datsun 1200 Coupé GX | H71-130 | 1 | 12 | 9 | 2:12.003 | | | 104.9 |
| H75-1600 | | | | | | | | | | | | | |
| Cls | Nº | Entrant/Team | Driver 1 | Driver 2 | Vehicle | Cat | Cls | Laps | Best | Time | Gap | Interval | Km/h |
| 1 | 570 | RPMotorsport | Félix Ribeiro | | Alfa Romeo 1600 GT Junior | H75-160 | 1 | 16 | 16 | 2:13.194 | | | 104.0 |
| H71-1600 | | | | | | | | | | | | | |
| Cls | Nº | Entrant/Team | Driver 1 | Driver 2 | Vehicle | Cat | Cls | Laps | Best | Time | Gap | Interval | Km/h |
| 1 | 545 | RPMotorsport | Regis Paillardon | François Guerin | BMW 1600 Ti | H71-160 | 1 | 8 | 7 | 2:13.564 | | | 103.7 |
| Prod Cup | | | | | | | | | | | | | |
| Cls | Nº | Entrant/Team | Driver 1 | Driver 2 | Vehicle | Cat | Cls | Laps | Best | Time | Gap | Interval | Km/h |
| 1 | 567 | RPMotorsport | Alberto Xavier | Henrique Xavier | Datsun 1200 | Prod Cup | 1 | 16 | 4 | 2:19.480 | | | 99.3 |
| 2 | 590 | Filipe Gregorio | Filipe Gregorio | Guilherme Gregorio | Datsun 1200 | Prod Cup | 2 | 17 | 13 | 2:20.806 | 1.326 | 1.326 | 98.4 |
| 3 | 565 | Luís Santa-Bárbara | Luís Santa-Bárbara | Manuel Almeida | Datsun 1200 | Prod Cup | 3 | 16 | 13 | 2:21.414 | 1.934 | 0.608 | 98.0 |
| Troféu Mini | | | | | | | | | | | | | |
| Cls | Nº | Entrant/Team | Driver 1 | Driver 2 | Vehicle | Cat | Cls | Laps | Best | Time | Gap | Interval | Km/h |
| 1 | 58 | Filipe Ruão | Filipe Ruão | Pedro Ferreira | Mini | Troféu Mi | 1 | 18 | 15 | 2:19.624 | | | 99.2 |
| 2 | 77 | Ruben Veludo | Ruben Veludo | | Mini | Troféu Mi | 2 | 11 | 9 | 2:22.052 | 2.428 | 2.428 | 97.5 |

Published at:.....

Track Temp: 49.8 °C Air Temp: 26.1 °C Humidity: 39 % Track Status: SECA

Race Director:

Timekeeper:



Circuito de Madrid Jarama - RACE
CARRERA 80 - GROUP 1 PORTUGAL
QUALIFYING



7

Paulo Lima

BMW E30 M3

31

Jaime Artajo de No

BMW E30 325

T MAX

José Paradela

RP Motorsport

T MAX

Carlos de Miguel Egea

Ciudad Ducal

| Lap | D | Time | Sector 1 | Sector 2 | Sector 3 | T. Spd | Elapsed | Lap | D | Time | Sector 1 | Sector 2 | Sector 3 | T. Spd | Elapsed |
|-----|---|-----------------|---------------|---------------|---------------|--------|--------------|-----|---|-----------------|---------------|---------------|---------------|--------|--------------|
| 1 | | 13:42:42.665 | | | 13:42:42.665 | | 13:42:42.665 | 1 | | 13:42:57.711 | 13:41:31.752 | 47.280 | 38.679 | 80.0 | 13:42:57.711 |
| 2 | | 1:49.812 | | | 13:44:32.477 | | 13:44:32.477 | 2 | | 2:23.498 P | 51.742 | 45.146 | 46.610 | 156.7 | 13:45:21.209 |
| 3 | | 1:49.775 | | | 13:46:22.252 | | 13:46:22.252 | 3 | | 3:11.139 P | 1:39.524 | 45.710 | 45.905 | 83.0 | 13:48:32.348 |
| 4 | | 1:49.562 | | | 13:48:11.814 | | 13:48:11.814 | 4 | | 4:07.004 | 2:45.834 | 44.926 | 36.244 | 80.2 | 13:52:39.352 |
| 5 | | 2:16.883 P | | | 13:50:28.697 | | 13:50:28.697 | 5 | | 2:07.685 | 48.958 | 42.629 | 36.098 | 172.8 | 13:54:47.037 |
| 6 | | 2:40.043 | 1:20.522 | 47.131 | 32.390 | 77.9 | 13:53:08.740 | 6 | | 3:25.125 P | 1:06.665 | 1:04.171 | 1:14.289 | 120.4 | 13:58:12.162 |
| 7 | | 2:33.168 P | 46.453 | 43.966 | 1:02.749 | 207.6 | 13:55:41.908 | 7 | | 5:36.634 | 4:14.152 | 45.924 | 36.558 | 91.0 | 14:03:48.796 |
| 8 | | 7:30.769 | 6:21.170 | 38.319 | 31.280 | 75.5 | 14:03:12.677 | 8 | | 2:08.426 | 49.032 | 43.590 | 35.804 | 179.4 | 14:05:57.222 |
| 9 | | 1:48.839 | 42.414 | 35.818 | 30.607 | 213.8 | 14:05:01.516 | 9 | | 2:05.460 | 47.864 | 42.814 | 34.782 | 180.9 | 14:08:02.682 |
| 10 | | 2:16.944 P | 45.110 | 44.462 | 47.372 | 213.0 | 14:07:18.460 | 10 | | 2:05.691 | 47.816 | 42.951 | 34.924 | 185.5 | 14:10:08.373 |
| 11 | | 3:13.608 | 2:00.303 | 39.581 | 33.724 | 90.8 | 14:10:32.068 | 11 | | 2:44.714 P | 46.952 | 45.327 | 1:12.435 | 185.8 | 14:12:53.087 |
| 12 | | 2:29.944 P | 45.416 | 43.633 | 1:00.895 | 186.2 | 14:13:02.012 | 12 | | 7:22.029 | 6:03.587 | 43.426 | 35.016 | 76.0 | 14:20:15.116 |
| 13 | | 6:10.539 | 5:00.359 | 38.229 | 31.951 | 94.4 | 14:19:12.551 | 13 | | 2:03.412 | 47.093 | 41.914 | 34.405 | 184.9 | 14:22:18.528 |
| 14 | | 1:51.932 | 42.979 | 37.745 | 31.208 | 210.5 | 14:21:04.483 | 14 | | 2:05.069 | 47.039 | 43.228 | 34.802 | 185.8 | 14:24:23.597 |
| 15 | | 1:51.917 | 42.421 | 37.667 | 31.829 | 200.7 | 14:22:56.400 | 15 | | 2:03.881 | 46.939 | 41.839 | 35.103 | 184.9 | 14:26:27.478 |
| 16 | | 1:51.874 | 42.942 | 37.697 | 31.235 | 207.2 | 14:24:48.274 | 16 | | 2:03.418 | 46.767 | 41.435 | 35.216 | 185.2 | 14:28:30.896 |
| 17 | | 46.872 | | | | 201.8 | | 17 | | 2:03.806 | 46.949 | 42.240 | 34.617 | 184.6 | 14:30:34.702 |
| 18 | | | | | | | | 18 | | 2:05.064 | 47.667 | 42.462 | 34.935 | 186.2 | 14:32:39.766 |
| 19 | | | | | | | | 19 | | | 1:05.593 | 1:00.619 | | 109.3 | |

20

Juan Alonso Borrás

Honda Civic

Teo Antonio Pérez

BMW 325i E36

T 2000

Jose Antonio Zorrilla

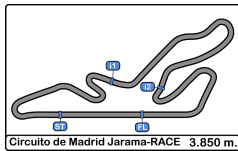
Eficar Team

35

GT COPA

Eficar Team

| Lap | D | Time | Sector 1 | Sector 2 | Sector 3 | T. Spd | Elapsed | Lap | D | Time | Sector 1 | Sector 2 | Sector 3 | T. Spd | Elapsed |
|-----|---|-----------------|---------------|---------------|---------------|--------|--------------|-----|---|-----------------|---------------|---------------|---------------|--------|--------------|
| 1 | | 13:43:51.869 | 13:42:30.023 | 45.507 | 36.339 | 73.9 | 13:43:51.869 | 1 | | 13:43:25.880 | 13:42:06.824 | 44.624 | 34.432 | 82.1 | 13:43:25.880 |
| 2 | | 2:08.002 | 48.920 | 44.089 | 34.993 | 169.0 | 13:45:59.871 | 2 | | 2:03.653 | 48.637 | 41.257 | 33.759 | 162.1 | 13:45:29.533 |
| 3 | | 2:04.854 | 48.414 | 41.695 | 34.745 | 178.8 | 13:48:04.725 | 3 | | 2:01.739 | 46.771 | 41.077 | 33.891 | 178.5 | 13:47:31.272 |
| 4 | | 2:02.819 | 47.403 | 40.950 | 34.466 | 179.4 | 13:50:07.544 | 4 | | 2:01.975 | 46.695 | 41.000 | 34.280 | 177.3 | 13:49:33.247 |
| 5 | | 2:40.228 P | 54.823 | 53.929 | 51.476 | 159.0 | 13:52:47.772 | 5 | | 2:15.117 P | 48.294 | 44.390 | 42.433 | 160.0 | 13:51:48.364 |
| 6 | | 11:47.384 | 10:17.243 | 49.290 | 40.851 | 65.8 | 14:04:35.156 | 6 | | 4:39.163 P | 2:37.569 | 1:04.645 | 56.949 | 78.2 | 13:56:27.527 |
| 7 | | 2:11.572 | 51.079 | 44.146 | 36.347 | 159.0 | 14:06:46.728 | 7 | | 7:15.312 | 5:59.187 | 42.123 | 34.002 | 92.9 | 14:03:42.839 |
| 8 | | 2:08.256 | 49.186 | 43.163 | 35.907 | 175.6 | 14:08:54.984 | 8 | | 2:02.259 | 47.239 | 41.323 | 33.697 | 177.6 | 14:05:45.098 |
| 9 | | 2:07.614 | 48.471 | 42.556 | 36.587 | 175.6 | 14:11:02.598 | 9 | | 2:01.483 | 46.905 | 40.821 | 33.757 | 175.3 | 14:07:46.581 |
| 10 | | 2:56.412 P | 48.408 | 1:03.743 | 1:04.261 | 177.0 | 14:13:59.010 | 10 | | 2:01.560 | 46.698 | 40.930 | 33.932 | 180.3 | 14:09:48.141 |
| 11 | | 7:04.009 | 5:36.272 | 49.195 | 38.542 | 67.0 | 14:21:03.019 | 11 | | 2:11.010 P | 46.580 | 40.853 | 43.577 | 182.1 | 14:11:59.151 |
| 12 | | 2:08.374 | 49.584 | 43.134 | 35.656 | 167.9 | 14:23:11.393 | 12 | | 8:33.319 | 7:16.658 | 42.294 | 34.367 | 79.3 | 14:20:32.470 |
| 13 | | 2:06.239 | 48.640 | 42.312 | 35.287 | 175.8 | 14:25:17.632 | 13 | | 2:02.607 | 46.968 | 41.663 | 33.976 | 178.5 | 14:22:35.077 |
| 14 | | 2:06.058 | 47.989 | 42.649 | 35.420 | 177.3 | 14:27:23.690 | 14 | | 2:02.422 | 46.523 | 40.981 | 34.918 | 177.9 | 14:24:37.499 |
| 15 | | 2:05.465 | 48.049 | 42.182 | 35.234 | 178.2 | 14:29:29.155 | 15 | | 2:09.041 P | 46.502 | 41.602 | 40.937 | 183.3 | 14:26:46.540 |
| 16 | | 2:07.571 | 49.487 | 42.926 | 35.158 | 171.7 | 14:31:36.726 | 16 | | 2:30.127 | 1:14.302 | 41.557 | 34.268 | 78.7 | 14:29:16.667 |
| 17 | | 2:04.923 | 47.733 | 42.246 | 34.944 | 177.0 | 14:33:41.649 | 17 | | 2:01.198 | 46.324 | 40.900 | 33.974 | 186.8 | 14:31:17.865 |
| 18 | | | 1:03.750 | 1:05.663 | | 135.5 | | 18 | | 2:01.217 | 46.559 | 41.084 | 33.574 | 184.9 | 14:33:19.082 |
| 19 | | | | | | | | 19 | | | 50.273 | 47.986 | | 170.6 | |



Circuito de Madrid Jarama - RACE
CARRERA 80 - GROUP 1 PORTUGAL
QUALIFYING



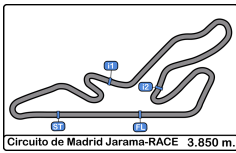
Circuito de Madrid Jarama-RACE 3.850 m. **Tiempos Por Vuelta**

57 Jose Maria Perez Porsche 968 CS **67** João Neves Toyota Starlet
 GT COPA Luís Tojeiro Garage João Gomes T 1400 RPMotorsport

| Lap | D | Time | Sector 1 | Sector 2 | Sector 3 | T. Spd | Elapsed | Lap | D | Time | Sector 1 | Sector 2 | Sector 3 | T. Spd | Elapsed |
|-----|---|--------------|--------------|----------|----------|--------|--------------|-----|---|--------------|--------------|----------|----------|--------|--------------|
| 1 | | 13:42:45.366 | 13:41:25.522 | 44.736 | 35.108 | 81.4 | 13:42:45.366 | 1 | | 13:43:37.767 | 13:42:07.586 | 51.436 | 38.745 | 70.0 | 13:43:37.767 |
| 2 | | 2:01.753 | 46.644 | 41.447 | 33.662 | 174.4 | 13:44:47.119 | 2 | | 2:17.020 | 52.659 | 46.764 | 37.597 | 145.7 | 13:45:54.787 |
| 3 | | 2:00.012 | 45.605 | 39.797 | 34.610 | 179.4 | 13:46:47.131 | 3 | | 2:12.836 | 50.978 | 44.817 | 37.041 | 161.4 | 13:48:07.623 |
| 4 | | 1:58.148 | 45.325 | 39.895 | 32.928 | 177.0 | 13:48:45.279 | 4 | | 2:11.904 | 50.586 | 44.082 | 37.236 | 162.1 | 13:50:19.527 |
| 5 | | 2:14.353 P | 45.240 | 45.781 | 43.332 | 185.2 | 13:50:59.632 | 5 | | 2:11.167 | 51.017 | 44.072 | 36.078 | 160.2 | 13:52:30.694 |
| 6 | | 4:38.357 P | 2:54.743 | 43.328 | 1:00.286 | 85.6 | 13:55:37.989 | 6 | | 2:28.391 P | 52.009 | 46.271 | 50.111 | 142.4 | 13:54:59.085 |
| 7 | | 8:00.128 | 6:41.502 | 42.907 | 35.719 | 88.8 | 14:03:38.117 | 7 | | 8:59.733 | 7:36.790 | 45.848 | 37.095 | 70.7 | 14:03:58.818 |
| 8 | | 2:11.692 | 50.742 | 43.910 | 37.040 | 173.9 | 14:05:49.809 | 8 | | 2:12.447 | 50.067 | 45.253 | 37.127 | 161.6 | 14:06:11.265 |
| 9 | | 2:08.204 | 49.547 | 42.352 | 36.305 | 172.2 | 14:07:58.013 | 9 | | 2:10.808 | 50.035 | 44.873 | 35.900 | 166.4 | 14:08:22.073 |
| 10 | | 2:06.211 | 48.864 | 42.210 | 35.137 | 182.4 | 14:10:04.224 | 10 | | 2:10.739 | 49.964 | 43.896 | 36.879 | 166.1 | 14:10:32.812 |
| 11 | | 2:38.815 P | 47.341 | 42.332 | 1:09.142 | 183.0 | 14:12:43.039 | 11 | | 2:34.074 P | 50.338 | 43.698 | 1:00.038 | 163.6 | 14:13:06.886 |
| 12 | | 8:29.248 | 7:07.000 | 44.857 | 37.391 | 87.0 | 14:21:12.287 | 12 | | 7:45.684 | 6:23.393 | 45.901 | 36.390 | 70.2 | 14:20:52.570 |
| 13 | | 2:09.396 | 49.840 | 43.115 | 36.441 | 163.3 | 14:23:21.683 | 13 | | 2:09.491 | 49.502 | 44.212 | 35.777 | 164.8 | 14:23:02.061 |
| 14 | | 2:07.376 | 48.115 | 42.913 | 36.348 | 176.1 | 14:25:29.059 | 14 | | 2:08.995 | 49.467 | 43.787 | 35.741 | 168.2 | 14:25:11.056 |
| 15 | | 2:07.846 | 48.388 | 43.761 | 35.697 | 185.5 | 14:27:36.905 | 15 | | 2:09.494 | 49.261 | 43.708 | 36.525 | 167.9 | 14:27:20.550 |
| 16 | | 2:07.740 | 47.703 | 44.405 | 35.632 | 185.2 | 14:29:44.645 | 16 | | 2:07.902 | 49.018 | 43.262 | 35.622 | 167.7 | 14:29:28.452 |
| 17 | | 2:10.986 | 50.160 | 43.110 | 37.716 | 172.2 | 14:31:55.631 | 17 | | 2:30.149 | 54.373 | 52.345 | 43.431 | 135.5 | 14:31:58.601 |
| 18 | | 2:07.055 | 49.425 | 42.623 | 35.007 | 176.4 | 14:34:02.686 | 18 | | | 1:00.146 | 54.431 | | 109.7 | |
| 19 | | | 54.985 | 51.301 | | 173.3 | | | | | | | | | |

58 Filipe Ruão Mini Troféu Mini **77** Ruben Veludo Ruben Veludo
 Troféu Mini Pedro Ferreira Filipe Ruão

| Lap | D | Time | Sector 1 | Sector 2 | Sector 3 | T. Spd | Elapsed | Lap | D | Time | Sector 1 | Sector 2 | Sector 3 | T. Spd | Elapsed |
|-----|---|--------------|--------------|----------|----------|--------|--------------|-----|---|--------------|--------------|----------|----------|--------|--------------|
| 1 | | 13:44:22.439 | 13:42:45.054 | 54.340 | 43.045 | 61.9 | 13:44:22.439 | 1 | | 13:44:33.995 | 13:43:02.247 | 51.194 | 40.554 | 68.0 | 13:44:33.995 |
| 2 | | 2:54.498 | 1:24.571 | 50.333 | 39.594 | 141.7 | 13:47:16.937 | 2 | | 2:31.997 | 57.709 | 52.639 | 41.649 | 139.1 | 13:47:05.992 |
| 3 | | 2:22.528 | 54.149 | 48.919 | 39.460 | 144.3 | 13:49:39.465 | 3 | | 2:24.981 | 55.461 | 49.821 | 39.699 | 141.1 | 13:49:30.973 |
| 4 | | 2:21.680 | 53.577 | 48.708 | 39.395 | 144.3 | 13:52:01.145 | 4 | | 2:26.346 | 55.923 | 49.972 | 40.451 | 137.5 | 13:51:57.319 |
| 5 | | 2:20.278 | 53.228 | 47.903 | 39.147 | 146.1 | 13:54:21.423 | 5 | | 2:23.106 | 54.325 | 49.092 | 39.689 | 142.2 | 13:54:20.425 |
| 6 | | 3:03.507 P | 1:05.255 | 59.957 | 58.295 | 120.9 | 13:57:24.930 | 6 | | 2:53.013 P | 58.642 | 53.608 | 1:00.763 | 122.5 | 13:57:13.438 |
| 7 | | 6:49.603 | 5:20.213 | 49.357 | 40.033 | 74.3 | 14:04:14.533 | 7 | | 7:01.921 | 5:33.513 | 49.028 | 39.380 | 75.4 | 14:04:15.359 |
| 8 | | 2:21.726 | 53.916 | 48.098 | 39.712 | 144.1 | 14:06:36.259 | 8 | | 2:22.788 | 54.300 | 48.709 | 39.779 | 142.1 | 14:06:38.147 |
| 9 | | 2:20.477 | 53.409 | 47.666 | 39.402 | 147.1 | 14:08:56.736 | 9 | | 2:22.052 | 54.154 | 49.006 | 38.892 | 142.6 | 14:09:00.199 |
| 10 | | 2:20.885 | 53.267 | 48.165 | 39.453 | 147.3 | 14:11:17.621 | 10 | | 2:22.292 | 54.195 | 48.662 | 39.435 | 144.3 | 14:11:22.491 |
| 11 | | 2:51.281 P | 56.305 | 51.614 | 1:03.362 | 145.7 | 14:14:08.902 | 11 | | 2:56.340 P | 1:00.051 | 56.908 | 59.381 | 135.8 | 14:14:18.831 |
| 12 | | 5:37.651 | 4:09.766 | 48.462 | 39.423 | 71.7 | 14:19:46.553 | | | | | | | | |
| 13 | | 2:19.943 | 53.014 | 48.067 | 38.862 | 147.5 | 14:22:06.496 | | | | | | | | |
| 14 | | 2:20.209 | 53.035 | 48.135 | 39.039 | 145.1 | 14:24:26.705 | | | | | | | | |
| 15 | | 2:19.624 | 52.574 | 48.129 | 38.921 | 148.1 | 14:26:46.329 | | | | | | | | |
| 16 | | 2:39.161 | 59.375 | 53.107 | 46.679 | 128.2 | 14:29:25.490 | | | | | | | | |
| 17 | | 2:20.116 | 53.190 | 47.957 | 38.969 | 147.5 | 14:31:45.606 | | | | | | | | |
| 18 | | 2:19.892 | 53.091 | 47.658 | 39.143 | 146.3 | 14:34:05.498 | | | | | | | | |
| 19 | | | 1:01.632 | 1:01.004 | | 115.6 | | | | | | | | | |



Circuito de Madrid Jarama - RACE
CARRERA 80 - GROUP 1 PORTUGAL
QUALIFYING



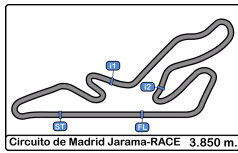
Tiempos Por Vuelta

| 87 | | | | | | | 500 | | | | | | | |
|---------------------------|---|--------------|--------------|----------|----------|--------|----------------|----|--------------|--------------|----------|----------|--------|--------------|
| Kilian Revuelta Rodriguez | | | | | | | Nuno Pardalejo | | | | | | | |
| GT COPA | | | | | | | RPMotorsport | | | | | | | |
| Lap | D | Time | Sector 1 | Sector 2 | Sector 3 | T. Spd | Lap | D | Time | Sector 1 | Sector 2 | Sector 3 | T. Spd | Elapsed |
| 1 | | 13:43:05.488 | 13:41:51.194 | 40.970 | 33.324 | 82.6 | 13:43:05.488 | 1 | 13:43:20.193 | 13:41:58.426 | 45.708 | 36.059 | 77.4 | 13:43:20.193 |
| 2 | | 1:58.368 | 45.715 | 39.630 | 33.023 | 196.3 | 13:45:03.856 | 2 | 2:08.495 | 48.651 | 43.964 | 35.880 | 170.6 | 13:45:28.688 |
| 3 | | 2:00.853 | 45.873 | 40.864 | 34.116 | 177.0 | 13:47:04.709 | 3 | 2:10.239 | 49.717 | 44.675 | 35.847 | 150.2 | 13:47:38.927 |
| 4 | | 1:58.072 | 45.159 | 39.957 | 32.956 | 198.1 | 13:49:02.781 | 4 | 2:06.847 | 48.111 | 43.322 | 35.414 | 171.9 | 13:49:45.774 |
| 5 | | 1:57.690 | 45.738 | 39.386 | 32.566 | 179.7 | 13:51:00.471 | 5 | 2:08.061 | 48.538 | 43.964 | 35.559 | 168.4 | 13:51:53.835 |
| 6 | | 1:58.560 | 46.465 | 39.541 | 32.554 | 194.2 | 13:52:59.031 | 6 | 2:05.475 | 47.780 | 42.782 | 34.913 | 177.3 | 13:53:59.310 |
| 7 | | 2:18.728 P | 45.199 | 40.038 | 53.491 | 192.1 | 13:55:17.759 | 7 | 3:10.930 P | 51.342 | 1:01.099 | 1:18.489 | 165.8 | 13:57:10.240 |
| 8 | | 10:06.798 | 8:44.469 | 44.638 | 37.691 | 68.3 | 14:05:24.557 | 8 | 7:25.291 | 6:03.100 | 44.827 | 37.364 | 84.1 | 14:04:35.531 |
| 9 | | 2:02.868 | 47.136 | 41.293 | 34.439 | 183.3 | 14:07:27.425 | 9 | 2:04.437 | 47.808 | 42.201 | 34.428 | 176.4 | 14:06:39.968 |
| 10 | | 2:06.313 | 49.201 | 42.357 | 34.755 | 179.1 | 14:09:33.738 | 10 | 2:02.370 | 46.918 | 41.319 | 34.133 | 180.6 | 14:08:42.338 |
| 11 | | 2:06.614 | 47.700 | 42.734 | 36.180 | 168.7 | 14:11:40.352 | 11 | 2:15.609 | 49.464 | 47.838 | 38.307 | 157.8 | 14:10:57.947 |
| 12 | | 3:14.292 P | 1:07.515 | 1:04.874 | 1:01.903 | 108.6 | 14:14:54.644 | 12 | 2:47.046 P | 48.530 | 1:00.782 | 57.734 | 181.5 | 14:13:44.993 |
| 13 | | 5:17.872 | 4:00.692 | 42.314 | 34.866 | 55.9 | 14:20:12.516 | 13 | 6:48.179 | 5:26.519 | 43.256 | 38.404 | 77.9 | 14:20:33.172 |
| 14 | | 2:03.966 | 47.356 | 42.107 | 34.503 | 170.8 | 14:22:16.482 | 14 | 2:08.065 | 46.951 | 46.881 | 34.233 | 179.4 | 14:22:41.237 |
| 15 | | 2:03.897 | 47.054 | 42.460 | 34.383 | 180.3 | 14:24:20.379 | 15 | 2:01.972 | 46.505 | 41.206 | 34.261 | 182.4 | 14:24:43.209 |
| 16 | | 2:03.982 | 46.524 | 43.166 | 34.292 | 190.1 | 14:26:24.361 | 16 | 2:02.370 | 46.414 | 40.833 | 35.123 | 180.3 | 14:26:45.579 |
| 17 | | 2:02.020 | 46.074 | 41.691 | 34.255 | 186.8 | 14:28:26.381 | 17 | 2:08.748 | 46.479 | 45.097 | 37.172 | 182.7 | 14:28:54.327 |
| 18 | | 2:05.582 | 48.619 | 42.795 | 34.168 | 196.3 | 14:30:31.963 | 18 | 2:16.726 P | 46.825 | 42.752 | 47.149 | 185.2 | 14:31:11.053 |
| 19 | | 2:02.332 | 46.661 | 41.392 | 34.279 | 184.9 | 14:32:34.295 | 19 | | 1:50.373 | 59.058 | | 68.0 | |
| 20 | | | 59.187 | 1:05.051 | | 172.8 | | | | | | | | |

| 98 | | | | | | | 509 | | | | | | | |
|---------------|---|--------------|----------|----------|--------------|--------|--------------|---|--------------|--------------|----------|----------|--------|--------------|
| César Freitas | | | | | | | Diogo Cavaco | | | | | | | |
| GR2 | | | | | | | H81-MAX | | | | | | | |
| Lap | D | Time | Sector 1 | Sector 2 | Sector 3 | T. Spd | Lap | D | Time | Sector 1 | Sector 2 | Sector 3 | T. Spd | Elapsed |
| 1 | | 13:43:43.706 | | | 13:43:43.706 | | 13:43:43.706 | 1 | 13:44:18.016 | 13:42:54.537 | 45.805 | 37.674 | 73.9 | 13:44:18.016 |
| 2 | | 2:05.721 | | | 13:45:49.427 | | 13:45:49.427 | 2 | 3:08.133 P | 48.891 | 1:15.942 | 1:03.300 | 169.5 | 13:47:26.149 |
| 3 | | 2:03.364 | | | 13:47:52.791 | | 13:47:52.791 | | | | | | | |
| 4 | | 2:23.303 P | | | 13:50:16.094 | | 13:50:16.094 | | | | | | | |
| 5 | | 3:20.474 | 2:04.225 | 42.219 | 34.030 | 83.5 | 13:53:36.568 | | | | | | | |

| 169 | | | | | | | 525 | | | | | | | |
|------------------|---|--------------|----------|----------|--------------|--------|--------------|---|--------------|--------------|----------|----------|--------|--------------|
| Olivier Muytjens | | | | | | | Pedro Melo | | | | | | | |
| GT COPA | | | | | | | H81-1600 | | | | | | | |
| Lap | D | Time | Sector 1 | Sector 2 | Sector 3 | T. Spd | Lap | D | Time | Sector 1 | Sector 2 | Sector 3 | T. Spd | Elapsed |
| 1 | | 13:42:50.660 | | | 13:42:50.660 | | 13:42:50.660 | 1 | 13:42:53.197 | 13:41:29.307 | 46.925 | 36.965 | 79.6 | 13:42:53.197 |
| 2 | | 1:54.373 | | | 13:44:45.033 | | 13:44:45.033 | 2 | 2:08.719 | 48.861 | 43.916 | 35.942 | 165.8 | 13:45:01.916 |
| 3 | | 2:10.153 P | | | 13:46:55.186 | | 13:46:55.186 | 3 | 2:09.245 | 50.241 | 43.738 | 35.266 | 166.6 | 13:47:11.161 |
| 4 | | 6:49.327 | 5:36.241 | 40.469 | 32.617 | 98.5 | 13:53:44.513 | 4 | 2:07.032 | 48.285 | 43.266 | 35.481 | 167.4 | 13:49:18.193 |
| 5 | | 3:11.690 P | 44.169 | 1:12.145 | 1:15.376 | 200.3 | 13:56:56.203 | 5 | 2:06.574 | 48.135 | 43.173 | 35.266 | 167.1 | 13:51:24.767 |
| 6 | | 6:31.468 | 5:19.380 | 39.549 | 32.539 | 89.4 | 14:03:27.671 | 6 | 2:09.321 | 48.386 | 43.712 | 37.223 | 167.9 | 13:53:34.088 |

| 169 | | | | | | | 526 | | | | | | | |
|--------------|---|--------------|----------|----------|--------------|--------|--------------|----|--------------|--------------|----------|----------|--------|--------------|
| Brice Pineau | | | | | | | Hugo Silva | | | | | | | |
| GT COPA | | | | | | | H81-1600 | | | | | | | |
| Lap | D | Time | Sector 1 | Sector 2 | Sector 3 | T. Spd | Lap | D | Time | Sector 1 | Sector 2 | Sector 3 | T. Spd | Elapsed |
| 1 | | 13:42:50.660 | | | 13:42:50.660 | | 13:42:50.660 | 1 | 13:43:51.149 | 13:42:20.557 | 52.311 | 38.281 | 82.0 | 13:43:51.149 |
| 2 | | 1:54.373 | | | 13:44:45.033 | | 13:44:45.033 | 2 | 2:15.857 | 52.196 | 45.704 | 37.957 | 150.4 | 13:46:07.006 |
| 3 | | 2:10.153 P | | | 13:46:55.186 | | 13:46:55.186 | 3 | 2:12.460 | 51.527 | 44.926 | 36.007 | 152.5 | 13:48:19.466 |
| 4 | | 6:49.327 | 5:36.241 | 40.469 | 32.617 | 98.5 | 13:53:44.513 | 4 | 2:13.988 | 49.401 | 45.427 | 39.160 | 174.4 | 13:50:33.454 |
| 5 | | 3:11.690 P | 44.169 | 1:12.145 | 1:15.376 | 200.3 | 13:56:56.203 | 5 | 2:10.663 | 49.827 | 44.099 | 36.737 | 169.2 | 13:52:44.117 |
| 6 | | 6:31.468 | 5:19.380 | 39.549 | 32.539 | 89.4 | 14:03:27.671 | 6 | 2:27.362 P | 50.345 | 43.526 | 53.491 | 170.3 | 13:55:11.479 |
| 7 | | 1:54.692 | 44.144 | 38.247 | 32.301 | 203.3 | 14:05:22.363 | 7 | 8:48.816 | 7:29.129 | 44.304 | 35.383 | 72.4 | 14:04:00.295 |
| 8 | | 1:55.384 | 44.698 | 38.381 | 32.305 | 193.5 | 14:07:17.747 | 8 | 2:10.286 | 49.692 | 43.812 | 36.782 | 159.0 | 14:06:10.581 |
| 9 | | 1:54.494 | 44.567 | 37.522 | 32.405 | 191.1 | 14:09:12.241 | 9 | 2:10.196 | 50.488 | 44.615 | 35.093 | 165.3 | 14:08:20.777 |
| 10 | | 2:03.359 P | 45.992 | 39.191 | 38.176 | 193.2 | 14:11:15.600 | 10 | 2:07.312 | 49.417 | 42.655 | 35.240 | 148.9 | 14:10:28.089 |
| 11 | | 7:52.279 | 6:40.201 | 39.949 | 32.129 | 84.4 | 14:19:07.879 | 11 | 2:36.747 P | 49.175 | 45.964 | 1:01.608 | 171.9 | 14:13:04.836 |
| 12 | | 1:55.193 | 43.294 | 39.366 | 32.533 | 201.8 | 14:21:03.072 | | | | | | | |
| 13 | | 1:52.806 | 42.867 | 37.757 | 32.182 | 193.5 | 14:22:55.878 | | | | | | | |
| 14 | | 1:53.741 | 43.174 | 38.988 | 31.579 | 205.3 | 14:24:49.619 | | | | | | | |
| 15 | | 2:10.337 P | 43.593 | 40.909 | 45.835 | 194.2 | 14:26:59.956 | | | | | | | |



Circuito de Madrid Jarama - RACE
CARRERA 80 - GROUP 1 PORTUGAL
QUALIFYING

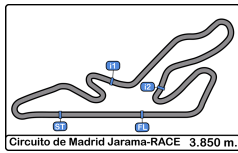


Tempos Por Volta

| 527 | | | | | | | 549 | | | | | | | | | | |
|----------|---|--------------|-------------------|----------|----------|--------|---------------------|-----|---|--------------|--------------|----------|----------|-----------------|--------------|--|--|
| H81-2000 | | | Pedro Melo | | | | Ford Escort RS 2000 | | | | H81-2000 | | | João Mira Gomes | | | |
| H81-2000 | | | Carlos Dias Pedro | | | | RPMotorsport | | | | H81-2000 | | | Nuno Afoito | | | |
| Lap | D | Time | Sector 1 | Sector 2 | Sector 3 | T. Spd | Elapsed | Lap | D | Time | Sector 1 | Sector 2 | Sector 3 | T. Spd | Elapsed | | |
| 1 | | 13:47:01.117 | 13:45:44.239 | 42.274 | 34.604 | 92.1 | 13:47:01.117 | 1 | | 13:43:55.416 | 13:42:36.344 | 43.943 | 35.129 | 65.1 | 13:43:55.416 | | |
| 2 | | 2:01.423 | 46.362 | 41.141 | 33.920 | 183.3 | 13:49:02.540 | 2 | | 1:59.723 | 45.687 | 40.395 | 33.641 | 181.5 | 13:45:55.139 | | |
| 3 | | 2:01.660 | 47.193 | 40.688 | 33.779 | 189.4 | 13:51:04.200 | 3 | | 1:58.200 | 45.593 | 39.401 | 33.206 | 187.8 | 13:47:53.339 | | |
| 4 | | 2:02.546 | 48.802 | 39.926 | 33.818 | 176.7 | 13:53:06.746 | 4 | | 2:10.587 P | 47.862 | 41.965 | 40.760 | 136.7 | 13:50:03.926 | | |
| 5 | | 2:20.244 P | 47.015 | 41.997 | 51.232 | 184.6 | 13:55:26.990 | 5 | | 3:44.689 | 2:27.025 | 42.269 | 35.395 | 93.0 | 13:53:48.615 | | |
| 6 | | 8:29.632 | 7:15.179 | 40.941 | 33.512 | 89.2 | 14:03:56.622 | 6 | | 3:11.090 P | 48.987 | 1:05.226 | 1:16.877 | 177.9 | 13:56:59.705 | | |
| 7 | | 2:02.450 | 46.316 | 41.041 | 35.093 | 177.6 | 14:05:59.072 | 7 | | 6:55.029 | 5:37.716 | 41.994 | 35.319 | 83.3 | 14:03:54.734 | | |
| 8 | | 2:00.325 | 46.750 | 39.700 | 33.875 | 183.0 | 14:07:59.397 | 8 | | 2:04.897 | 47.261 | 41.659 | 35.977 | 179.1 | 14:05:59.631 | | |
| 9 | | 1:59.694 | 46.181 | 39.836 | 33.677 | 185.8 | 14:09:59.091 | 9 | | 2:05.084 | 47.873 | 42.048 | 35.163 | 177.0 | 14:08:04.715 | | |
| 10 | | 2:15.270 P | 45.846 | 40.180 | 49.244 | 189.1 | 14:12:14.361 | 10 | | 2:02.621 | 47.146 | 40.918 | 34.557 | 189.8 | 14:10:07.336 | | |
| 11 | | 8:11.215 | 6:56.033 | 41.335 | 33.847 | 91.2 | 14:20:25.576 | 11 | | 2:30.550 P | 46.953 | 41.104 | 1:02.493 | 187.8 | 14:12:37.886 | | |
| 12 | | 2:00.509 | 46.401 | 40.265 | 33.843 | 189.8 | 14:22:26.085 | 12 | | 6:53.226 | 5:37.494 | 42.030 | 33.702 | 85.1 | 14:19:31.112 | | |
| 13 | | 2:00.533 | 46.394 | 40.677 | 33.462 | 188.8 | 14:24:26.618 | 13 | | 1:57.619 | 45.319 | 39.289 | 33.011 | 180.6 | 14:21:28.731 | | |
| 14 | | 2:00.125 | 46.059 | 40.193 | 33.873 | 189.4 | 14:26:26.743 | 14 | | 1:57.438 | 45.021 | 39.720 | 32.697 | 186.8 | 14:23:26.169 | | |
| 15 | | 2:00.690 | 46.231 | 40.778 | 33.681 | 189.4 | 14:28:27.433 | 15 | | 2:01.035 | 45.192 | 42.049 | 33.794 | 196.3 | 14:25:27.204 | | |
| 16 | | 2:00.480 | 46.598 | 40.059 | 33.823 | 188.1 | 14:30:27.913 | 16 | | 2:00.084 | 45.458 | 40.762 | 33.864 | 193.2 | 14:27:27.288 | | |
| 17 | | 2:00.242 | 46.291 | 40.157 | 33.794 | 187.5 | 14:32:28.155 | 17 | | 2:13.620 | 45.479 | 46.174 | 41.967 | 196.3 | 14:29:40.908 | | |
| 18 | | 49.498 | 47.726 | | | 181.5 | | 18 | | 2:33.007 P | 57.354 | 47.661 | 47.992 | 115.6 | 14:32:13.915 | | |

| 538 | | | | | | | 554 | | | | | | | | | | |
|-----|---|--------------|----------------|----------|----------|--------|-----------------|-----|---|--------------|--------------|----------|----------|--------------|--------------|--|--|
| GR2 | | | Rui Moura | | | | VW Golf GTI MK1 | | | | H81-2000 | | | Samuel Vidal | | | |
| GR2 | | | Carlos Aniceto | | | | Keep on Racing | | | | H81-2000 | | | Samuel Vidal | | | |
| Lap | D | Time | Sector 1 | Sector 2 | Sector 3 | T. Spd | Elapsed | Lap | D | Time | Sector 1 | Sector 2 | Sector 3 | T. Spd | Elapsed | | |
| 1 | | 13:44:14.254 | 13:42:51.721 | 46.495 | 36.038 | 65.9 | 13:44:14.254 | 1 | | 13:44:10.357 | 13:42:42.640 | 50.089 | 37.628 | 74.4 | 13:44:10.357 | | |
| 2 | | 2:08.888 | 49.883 | 43.530 | 35.475 | 176.7 | 13:46:23.142 | 2 | | 2:11.098 | 49.965 | 44.914 | 36.219 | 167.9 | 13:46:21.455 | | |
| 3 | | 2:08.954 | 49.848 | 43.866 | 35.240 | 173.0 | 13:48:32.096 | 3 | | 2:09.134 | 49.509 | 44.063 | 35.562 | 169.8 | 13:48:30.589 | | |
| 4 | | 2:08.229 | 49.454 | 43.358 | 35.417 | 162.8 | 13:50:40.325 | 4 | | 2:08.919 | 49.351 | 43.785 | 35.783 | 173.0 | 13:50:39.508 | | |
| 5 | | 2:10.897 | 49.987 | 43.802 | 37.108 | 170.3 | 13:52:51.222 | 5 | | 2:08.073 | 48.617 | 43.869 | 35.587 | 178.8 | 13:52:47.581 | | |
| 6 | | 2:30.472 P | 50.387 | 45.061 | 55.024 | 170.6 | 13:55:21.694 | 6 | | 2:26.076 P | 48.855 | 43.358 | 53.863 | 176.4 | 13:55:13.657 | | |
| 7 | | 8:33.204 | 7:07.563 | 45.634 | 40.007 | 91.8 | 14:03:54.898 | 7 | | 8:27.551 | 7:07.297 | 44.788 | 35.466 | 81.1 | 14:03:41.208 | | |
| 8 | | 2:18.058 | 52.311 | 47.969 | 37.778 | 160.7 | 14:06:12.956 | 8 | | 2:09.780 | 50.621 | 43.638 | 35.521 | 172.8 | 14:05:50.988 | | |
| 9 | | 2:15.686 | 51.217 | 46.307 | 38.162 | 152.5 | 14:08:28.642 | 9 | | 2:07.621 | 49.038 | 42.491 | 36.092 | 172.8 | 14:07:58.609 | | |
| 10 | | 2:18.914 | 53.497 | 46.319 | 39.098 | 152.9 | 14:10:47.556 | 10 | | 2:06.094 | 49.053 | 42.545 | 34.496 | 172.8 | 14:10:04.703 | | |
| 11 | | 2:46.600 P | 50.008 | 58.036 | 58.556 | 170.8 | 14:13:34.156 | 11 | | 2:39.581 P | 47.448 | 42.686 | 1:09.447 | 175.6 | 14:12:44.284 | | |
| 12 | | 7:04.770 | 5:33.173 | 53.141 | 38.456 | 82.8 | 14:20:38.926 | 12 | | 7:35.997 | 6:17.665 | 43.496 | 34.836 | 86.5 | 14:20:20.281 | | |
| 13 | | 2:16.872 | 53.063 | 46.287 | 37.522 | 141.1 | 14:22:55.798 | 13 | | 2:06.854 | 47.800 | 43.019 | 36.035 | 174.7 | 14:22:27.135 | | |
| 14 | | 2:12.838 | 50.815 | 45.148 | 36.875 | 161.6 | 14:25:08.636 | 14 | | 2:05.493 | 47.760 | 42.724 | 35.009 | 174.1 | 14:24:32.628 | | |
| 15 | | 2:11.690 | 50.518 | 44.397 | 36.775 | 165.3 | 14:27:20.326 | 15 | | 2:07.143 | 48.259 | 43.986 | 34.898 | 176.4 | 14:26:39.771 | | |
| 16 | | 2:42.907 P | 53.557 | 56.936 | 52.414 | 146.5 | 14:30:03.233 | 16 | | 2:05.251 | 48.109 | 42.658 | 34.484 | 164.3 | 14:28:45.022 | | |
| 17 | | 2:05.691 | 48.523 | 42.341 | 34.827 | 168.4 | 14:30:50.713 | 17 | | 2:05.339 | 47.502 | 42.808 | 35.029 | 175.8 | 14:32:56.052 | | |
| 18 | | 2:05.339 | 47.502 | 42.808 | 35.029 | 175.8 | 14:32:56.052 | 18 | | | | | | | | | |
| 19 | | | 57.209 | 57.384 | 166.6 | | | 19 | | | | | | | | | |

| 545 | | | | | | | |
|----------|---|--------------|------------------|----------|----------|--------|--------------|
| H71-1600 | | | Regis Paillardon | | | | |
| H71-1600 | | | François Guerin | | | | |
| Lap | D | Time | Sector 1 | Sector 2 | Sector 3 | T. Spd | Elapsed |
| 1 | | 13:43:36.339 | 13:42:04.915 | 51.035 | 40.389 | 69.6 | 13:43:36.339 |
| 2 | | 2:19.373 | 52.442 | 46.985 | 39.946 | 159.0 | 13:45:55.712 |
| 3 | | 2:20.042 | 53.752 | 46.444 | 39.846 | 162.8 | 13:48:15.754 |
| 4 | | 2:18.573 | 51.602 | 46.570 | 40.401 | 165.6 | 13:50:34.327 |
| 5 | | 2:23.806 P | 51.690 | 46.539 | 45.577 | 166.1 | 13:52:58.133 |
| 6 | | 10:31.786 | 9:07.216 | 46.028 | 38.542 | 68.8 | 14:03:29.919 |
| 7 | | 2:13.564 | 50.534 | 45.378 | 37.652 | 166.1 | 14:05:43.483 |
| 8 | | 2:16.333 | 51.283 | 45.275 | 39.775 | 165.3 | 14:07:59.816 |
| 9 | | | 52.832 | 54.236 | 165.6 | | |



Circuito de Madrid Jarama - RACE
CARRERA 80 - GROUP 1 PORTUGAL
QUALIFYING



Circuito de Madrid Jarama-RACE 3.850 m. **Tiempos Por Vuelta**

558 Antonio Reis Porsche 924 **567** Alberto Xavier Datsun 1200
 924 Cup Jose Carvalhosa GJG Prod Cup Henrique Xavier RPMotorsport

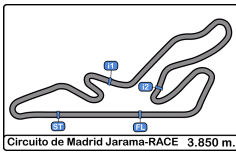
| Lap D | Time | Sector 1 | Sector 2 | Sector 3 | T. Spd | Elapsed | Lap D | Time | Sector 1 | Sector 2 | Sector 3 | T. Spd | Elapsed |
|-------|--------------|--------------|----------|----------|--------|--------------|-------|--------------|--------------|----------|----------|--------|--------------|
| 1 | 13:43:57.279 | 13:42:34.938 | 46.397 | 35.944 | 71.7 | 13:43:57.279 | 1 | 13:44:27.378 | 13:42:58.156 | 50.237 | 38.985 | 69.1 | 13:44:27.378 |
| 2 | 2:09.812 | 48.526 | 44.082 | 37.204 | 162.4 | 13:46:07.091 | 2 | 2:20.450 | 53.401 | 47.860 | 39.189 | 144.9 | 13:46:47.828 |
| 3 | 2:07.535 | 49.117 | 42.566 | 35.852 | 171.7 | 13:48:14.626 | 3 | 2:19.631 | 53.017 | 47.601 | 39.013 | 149.1 | 13:49:07.459 |
| 4 | 2:05.120 | 48.207 | 42.287 | 34.626 | 172.5 | 13:50:19.746 | 4 | 2:19.480 | 52.901 | 47.851 | 38.728 | 146.9 | 13:51:26.939 |
| 5 | 2:16.860 P | 49.227 | 43.904 | 43.729 | 165.8 | 13:52:36.606 | 5 | 2:19.719 | 53.271 | 47.679 | 38.769 | 148.3 | 13:53:46.658 |
| 6 | 10:45.030 | 9:24.439 | 44.489 | 36.102 | 71.9 | 14:03:21.636 | 6 | 3:20.525 P | 57.647 | 1:06.415 | 1:16.463 | 129.4 | 13:57:07.183 |
| 7 | 2:07.448 | 48.605 | 43.234 | 35.609 | 175.3 | 14:05:29.084 | 7 | 7:54.187 | 6:25.415 | 48.753 | 40.019 | 76.6 | 14:05:01.370 |
| 8 | 2:07.658 | 49.370 | 42.869 | 35.419 | 167.7 | 14:07:36.742 | 8 | 2:26.170 | 54.653 | 50.133 | 41.384 | 146.3 | 14:07:27.540 |
| 9 | 2:08.429 | 49.129 | 43.959 | 35.341 | 177.9 | 14:09:45.171 | 9 | 2:30.346 | 54.867 | 54.505 | 40.974 | 143.6 | 14:09:57.886 |
| 10 | 2:26.104 P | 48.526 | 44.383 | 53.195 | 175.8 | 14:12:11.275 | 10 | 3:00.206 P | 53.777 | 50.166 | 1:16.263 | 148.1 | 14:12:58.092 |
| 11 | 8:18.133 | 6:56.684 | 45.631 | 35.818 | 80.8 | 14:20:29.408 | 11 | 6:47.300 | 5:19.158 | 48.383 | 39.759 | 71.1 | 14:19:45.392 |
| 12 | 2:09.116 | 48.427 | 44.512 | 36.177 | 177.6 | 14:22:38.524 | 12 | 2:22.256 | 53.469 | 48.159 | 40.628 | 147.3 | 14:22:07.648 |
| 13 | 2:07.330 | 48.245 | 43.753 | 35.332 | 178.8 | 14:24:45.854 | 13 | 2:30.286 | 53.235 | 55.522 | 41.529 | 149.1 | 14:24:37.934 |
| 14 | 2:10.409 | 49.314 | 43.865 | 37.230 | 180.0 | 14:26:56.263 | 14 | 2:24.702 | 54.013 | 51.613 | 39.076 | 149.5 | 14:27:02.636 |
| 15 | 2:07.395 | 49.062 | 42.763 | 35.570 | 173.6 | 14:29:03.658 | 15 | 2:20.323 | 53.079 | 48.092 | 39.152 | 147.5 | 14:29:22.959 |
| 16 | 2:07.518 | 48.599 | 42.921 | 35.998 | 178.5 | 14:31:11.176 | 16 | 2:45.810 P | 59.367 | 57.616 | 48.827 | 150.0 | 14:32:08.769 |
| 17 | 2:06.867 | 48.869 | 42.557 | 35.441 | 171.4 | 14:33:18.043 | | | | | | | |
| 18 | 55.674 | 47.517 | | 131.7 | | | | | | | | | |

560 João e Vasconcelos Datsun 1200 Coupé GX H71-1300 Rui Castro Arantes Competição H75-1600 RPMotorsport

| Lap D | Time | Sector 1 | Sector 2 | Sector 3 | T. Spd | Elapsed | Lap D | Time | Sector 1 | Sector 2 | Sector 3 | T. Spd | Elapsed |
|-------|--------------|--------------|----------|----------|--------|--------------|-------|--------------|--------------|----------|----------|--------|--------------|
| 1 | 13:43:50.764 | 13:42:21.079 | 49.771 | 39.914 | 77.1 | 13:43:50.764 | 1 | 13:44:33.060 | 13:42:57.201 | 53.206 | 42.653 | 61.2 | 13:44:33.060 |
| 2 | 2:23.121 | 54.472 | 49.016 | 39.633 | 143.2 | 13:46:13.885 | 2 | 2:44.423 P | 1:02.605 | 50.125 | 51.693 | 124.4 | 13:47:17.483 |
| 3 | 2:24.749 | 54.561 | 50.348 | 39.840 | 140.9 | 13:48:38.634 | 3 | 3:21.660 | 1:56.424 | 46.392 | 38.844 | 80.1 | 13:50:39.143 |
| 4 | 2:22.476 | 53.976 | 48.878 | 39.622 | 142.6 | 13:51:01.110 | 4 | 2:18.718 | 52.993 | 47.239 | 38.486 | 169.0 | 13:52:57.861 |
| 5 | 2:27.829 | 59.594 | 48.555 | 39.680 | 143.2 | 13:53:28.939 | 5 | 2:42.325 P | 51.951 | 46.862 | 1:03.512 | 164.6 | 13:55:40.186 |
| 6 | 3:25.256 P | 53.006 | 1:17.969 | 1:14.281 | 140.8 | 13:56:54.195 | 6 | 8:47.751 | 7:11.999 | 56.155 | 39.597 | 74.6 | 14:04:27.937 |
| 7 | 7:09.953 | 5:47.317 | 45.857 | 36.779 | 85.5 | 14:04:04.148 | 7 | 2:22.853 | 53.117 | 51.702 | 38.034 | 160.4 | 14:06:50.790 |
| 8 | 2:12.968 | 50.607 | 45.278 | 37.083 | 158.3 | 14:06:17.116 | 8 | 2:15.318 | 51.453 | 46.146 | 37.719 | 167.1 | 14:09:06.108 |
| 9 | 2:12.003 | 50.663 | 44.911 | 36.429 | 160.4 | 14:08:29.119 | 9 | 2:15.089 | 52.154 | 45.388 | 37.547 | 168.7 | 14:11:21.197 |
| 10 | 2:12.760 | 50.932 | 45.372 | 36.456 | 165.3 | 14:10:41.879 | 10 | 2:53.181 P | 58.407 | 58.647 | 56.127 | 170.3 | 14:14:14.378 |
| 11 | 2:35.907 P | 50.235 | 56.277 | 49.395 | 162.4 | 14:13:17.786 | 11 | 6:20.878 | 4:50.396 | 50.887 | 39.595 | 77.9 | 14:20:35.256 |
| 12 | 7:51.984 P | 6:14.088 | 47.938 | 49.958 | 69.3 | 14:21:09.770 | 12 | 2:15.195 | 51.310 | 46.474 | 37.411 | 169.2 | 14:22:50.451 |
| 13 | | | | | | | 13 | 2:23.074 | 53.519 | 49.426 | 40.129 | 171.9 | 14:25:13.525 |
| 14 | | | | | | | 14 | 2:14.941 | 51.343 | 45.875 | 37.723 | 162.8 | 14:27:28.466 |
| 15 | | | | | | | 15 | 2:28.607 | 55.548 | 52.908 | 40.151 | 175.8 | 14:29:57.073 |
| 16 | | | | | | | 16 | 2:13.194 | 50.633 | 45.003 | 37.558 | 163.1 | 14:32:10.267 |
| 17 | | | | | | | 17 | | 57.734 | 1:01.113 | | 132.6 | |

565 Luís Santa-Bárbara Datsun 1200 Prod Cup Manuel Almeida Luís Santa-Bárbara

| Lap D | Time | Sector 1 | Sector 2 | Sector 3 | T. Spd | Elapsed |
|-------|--------------|--------------|----------|----------|--------|--------------|
| 1 | 13:43:41.741 | 13:42:11.084 | 50.157 | 40.500 | 78.2 | 13:43:41.741 |
| 2 | 2:23.429 | 54.114 | 49.790 | 39.525 | 141.7 | 13:46:05.170 |
| 3 | 2:24.706 | 54.654 | 49.583 | 40.469 | 141.1 | 13:48:29.876 |
| 4 | 2:23.655 | 54.876 | 49.115 | 39.664 | 140.0 | 13:50:53.531 |
| 5 | 2:31.034 P | 55.291 | 49.501 | 46.242 | 141.9 | 13:53:24.565 |
| 6 | 10:16.333 | 8:45.156 | 50.800 | 40.377 | 67.1 | 14:03:40.898 |
| 7 | 2:24.869 | 55.080 | 49.839 | 39.950 | 141.5 | 14:06:05.767 |
| 8 | 2:22.763 | 54.216 | 49.040 | 39.507 | 141.5 | 14:08:28.530 |
| 9 | 2:23.465 | 54.919 | 48.773 | 39.773 | 144.3 | 14:10:51.995 |
| 10 | 2:54.698 P | 54.541 | 1:01.763 | 58.394 | 143.2 | 14:13:46.693 |
| 11 | 7:28.630 | 5:58.548 | 50.598 | 39.484 | 70.7 | 14:21:15.323 |
| 12 | 2:21.785 | 53.124 | 49.060 | 39.601 | 143.2 | 14:23:37.108 |
| 13 | 2:21.414 | 53.074 | 49.365 | 38.975 | 142.1 | 14:25:58.522 |
| 14 | 2:21.458 | 53.117 | 48.988 | 39.353 | 142.8 | 14:28:19.980 |
| 15 | 2:22.717 | 54.371 | 49.102 | 39.244 | 140.4 | 14:30:42.697 |
| 16 | 2:21.619 | 53.293 | 48.865 | 39.461 | 143.6 | 14:33:04.316 |
| 17 | | 54.217 | 52.744 | | 138.1 | |



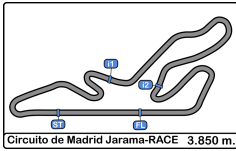
Circuito de Madrid Jarama - RACE
CARRERA 80 - GROUP 1 PORTUGAL
QUALIFYING



573 André Castro Pinheiro Jaguar XJS V12 **588** Rafael Cerveira Pinto VW Golf GTI

| H81-MAX | | Ernesto Silva Vieira | | | | | Peres | | H81-1600 | | Team Squadra / RPMotorsport | | | | |
|---------|---|----------------------|--------------|----------|----------|--------|--------------|-----|----------|--------------|-----------------------------|----------|----------|--------|--------------|
| Lap | D | Time | Sector 1 | Sector 2 | Sector 3 | T. Spd | Elapsed | Lap | D | Time | Sector 1 | Sector 2 | Sector 3 | T. Spd | Elapsed |
| 1 | | 13:43:04.747 | 13:41:39.725 | 48.540 | 36.482 | 88.4 | 13:43:04.747 | 1 | | 13:44:12.552 | 13:42:47.274 | 47.797 | 37.481 | 78.2 | 13:44:12.552 |
| 2 | | 2:15.384 | 51.658 | 45.282 | 38.444 | 127.8 | 13:45:20.131 | 2 | | 2:09.707 | 49.851 | 43.418 | 36.438 | 171.7 | 13:46:22.259 |
| 3 | | 2:19.671 | 52.296 | 50.947 | 36.428 | 96.1 | 13:47:39.802 | 3 | | 2:12.597 | 49.606 | 46.127 | 36.864 | 173.0 | 13:48:34.856 |
| 4 | | 2:06.063 | 50.927 | 40.781 | 34.355 | 131.2 | 13:49:45.865 | 4 | | 2:09.012 | 49.937 | 43.183 | 35.892 | 172.8 | 13:50:43.868 |
| 5 | | 2:02.377 | 47.074 | 41.204 | 34.099 | 173.3 | 13:51:48.242 | 5 | | 2:07.229 | 48.549 | 43.272 | 35.408 | 176.4 | 13:52:51.097 |
| 6 | | 2:01.320 | 46.805 | 40.479 | 34.036 | 171.9 | 13:53:49.562 | 6 | | 2:24.396 P | 49.116 | 42.412 | 52.868 | 171.1 | 13:55:15.493 |
| 7 | | 3:14.736 P | 48.006 | 1:06.366 | 1:20.364 | 170.0 | 13:57:04.298 | 7 | | 9:15.733 | 7:41.352 | 56.577 | 37.804 | 75.2 | 14:04:31.226 |
| 8 | | 6:43.377 | 5:25.562 | 42.913 | 34.902 | 82.5 | 14:03:47.675 | 8 | | 2:04.495 | 47.815 | 41.678 | 35.002 | 175.3 | 14:06:35.721 |
| 9 | | 2:03.041 | 47.001 | 41.684 | 34.356 | 176.4 | 14:05:50.716 | 9 | | 2:03.882 | 47.604 | 41.693 | 34.585 | 174.7 | 14:08:39.603 |
| 10 | | 2:01.957 | 47.224 | 41.019 | 33.714 | 177.0 | 14:07:52.673 | 10 | | 2:14.216 | 47.541 | | 2:48.801 | 177.6 | 14:10:53.819 |
| 11 | | 2:01.093 | 46.749 | 40.488 | 33.856 | 176.1 | 14:09:53.766 | 11 | | 3:07.968 P | 59.943 | 1:03.066 | 1:04.959 | 97.7 | 14:14:01.787 |
| 12 | | 2:55.993 P | 48.736 | 54.895 | 1:12.362 | 178.2 | 14:12:49.759 | | | | | | | | |
| 13 | | 7:49.342 | 6:29.369 | 43.545 | 36.428 | 70.5 | 14:20:39.101 | | | | | | | | |
| 14 | | 2:06.283 | 48.129 | 43.056 | 35.098 | 169.2 | 14:22:45.384 | | | | | | | | |
| 15 | | 2:04.157 | 47.213 | 42.078 | 34.866 | 181.5 | 14:24:49.541 | | | | | | | | |
| 16 | | 2:05.538 | 47.427 | 42.556 | 35.555 | 169.5 | 14:26:55.079 | | | | | | | | |
| 17 | | 2:03.507 | 47.051 | 42.064 | 34.392 | 176.1 | 14:28:58.586 | | | | | | | | |
| 18 | | 2:03.001 | 46.460 | 41.975 | 34.566 | 201.1 | 14:31:01.587 | | | | | | | | |
| 19 | | 2:03.648 | 47.202 | 41.595 | 34.851 | 177.3 | 14:33:05.235 | | | | | | | | |
| 20 | | | 47.642 | 49.519 | | 173.0 | | | | | | | | | |

| H81-1600 | | Jorge Petiz | | | | | RPMotorsport | | Filipe Gregorio | | Datsun 1200 | | | | |
|----------|---|--------------|--------------|----------|----------|--------|--------------|-----|-----------------|--------------|--------------|----------|----------|--------|--------------|
| Lap | D | Time | Sector 1 | Sector 2 | Sector 3 | T. Spd | Elapsed | Lap | D | Time | Sector 1 | Sector 2 | Sector 3 | T. Spd | Elapsed |
| 1 | | 13:42:37.724 | 13:41:18.781 | 43.384 | 35.559 | 77.6 | 13:42:37.724 | 1 | | 13:43:41.581 | 13:42:10.556 | 50.569 | 40.456 | 75.8 | 13:43:41.581 |
| 2 | | 2:03.595 | 47.621 | 41.364 | 34.610 | 172.5 | 13:44:41.319 | 2 | | 2:25.613 | 55.490 | 50.012 | 40.111 | 141.1 | 13:46:07.194 |
| 3 | | 2:05.375 | 47.643 | 42.286 | 35.446 | 176.4 | 13:46:46.694 | 3 | | 2:23.398 | 54.395 | 49.033 | 39.970 | 144.9 | 13:48:30.592 |
| 4 | | 2:07.015 | 49.140 | 42.475 | 35.400 | 169.0 | 13:48:53.709 | 4 | | 2:24.496 | 55.257 | 49.547 | 39.692 | 145.5 | 13:50:55.088 |
| 5 | | 2:04.273 | 47.730 | 41.574 | 34.969 | 169.5 | 13:50:57.982 | 5 | | 2:51.545 P | 1:07.580 | 51.906 | 52.059 | 145.7 | 13:53:46.633 |
| 6 | | 2:45.760 P | 1:02.178 | 53.805 | 49.777 | 179.4 | 13:53:43.742 | 6 | | 9:48.526 | 8:20.291 | 48.900 | 39.335 | 67.6 | 14:03:35.159 |
| 7 | | 10:08.055 | 8:49.196 | 43.082 | 35.777 | 84.2 | 14:03:51.797 | 7 | | 2:22.394 | 54.895 | 48.352 | 39.147 | 142.2 | 14:05:57.553 |
| 8 | | 2:06.633 | 48.820 | 42.483 | 35.330 | 175.3 | 14:05:58.430 | 8 | | 2:21.008 | 53.423 | 48.203 | 39.382 | 146.3 | 14:08:18.561 |
| 9 | | 2:05.918 | 48.448 | 42.211 | 35.259 | 177.9 | 14:08:04.348 | 9 | | 2:21.507 | 54.154 | 48.041 | 39.312 | 143.6 | 14:10:40.068 |
| 10 | | 2:15.547 | 48.758 | 46.199 | 40.590 | 179.1 | 14:10:19.895 | 10 | | 2:39.944 P | 53.525 | 55.355 | 51.064 | 144.5 | 14:13:20.012 |
| 11 | | 2:40.536 P | 54.866 | 46.025 | 59.645 | 140.2 | 14:13:00.431 | 11 | | 7:17.182 | 5:46.390 | 49.487 | 41.305 | 82.8 | 14:20:37.194 |
| 12 | | 6:34.590 | 5:12.300 | 45.974 | 36.316 | 83.7 | 14:19:35.021 | 12 | | 2:22.215 | 53.290 | 49.103 | 39.822 | 146.1 | 14:22:59.409 |
| 13 | | 2:06.220 | 48.325 | 42.627 | 35.268 | 177.3 | 14:21:41.241 | 13 | | 2:20.806 | 53.205 | 48.444 | 39.157 | 147.3 | 14:25:20.215 |
| 14 | | 2:05.756 | 48.384 | 42.353 | 35.019 | 176.4 | 14:23:46.997 | 14 | | 2:21.521 | 53.896 | 48.229 | 39.396 | 146.3 | 14:27:41.736 |
| 15 | | 2:05.191 | 47.924 | 42.329 | 34.938 | 179.1 | 14:25:52.188 | 15 | | 2:21.849 | 53.842 | 48.762 | 39.245 | 144.1 | 14:30:03.585 |
| 16 | | 2:05.404 | 48.260 | 42.262 | 34.882 | 178.2 | 14:27:57.592 | 16 | | 2:21.169 | 53.295 | 48.559 | 39.315 | 145.9 | 14:32:24.754 |
| 17 | | 2:05.344 | 48.051 | 42.238 | 35.055 | 178.2 | 14:30:02.936 | 17 | | 2:22.314 | 54.301 | 48.612 | 39.401 | 144.1 | 14:34:47.068 |
| 18 | | 2:16.745 P | 48.164 | 42.323 | 46.258 | 178.8 | 14:32:19.681 | 18 | | | 59.557 | 58.076 | | 140.8 | |



Circuito de Madrid Jarama - RACE
CARRERA 80 - GROUP 1 PORTUGAL
QUALIFYING



Circuito de Madrid Jarama-RACE 3.850 m.

Tiempos Por Vuelta

594

Ruben Ferreira

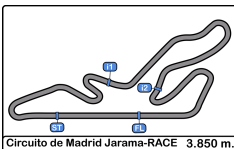
Porsche 928 S

H81-MAX

Pedro Gordo

Gordo Racing Team

| Lap | D | Time | Sector 1 | Sector 2 | Sector 3 | T. Spd | Elapsed |
|-----|---|--------------|--------------|----------|----------|--------|--------------|
| 1 | | 13:42:49.597 | 13:41:34.176 | 41.581 | 33.840 | 83.0 | 13:42:49.597 |
| 2 | | 2:00.207 | 47.445 | 39.616 | 33.146 | 194.2 | 13:44:49.804 |
| 3 | | 1:58.855 | 46.064 | 39.581 | 33.210 | 185.2 | 13:46:48.659 |
| 4 | | 1:59.086 | 46.157 | 39.537 | 33.392 | 177.3 | 13:48:47.745 |
| 5 | | 1:58.978 | 45.744 | 39.869 | 33.365 | 198.1 | 13:50:46.723 |
| 6 | | 2:00.848 | 45.974 | 41.303 | 33.571 | 202.2 | 13:52:47.571 |
| 7 | | 2:13.464 P | 45.828 | 39.432 | 48.204 | 202.6 | 13:55:01.035 |
| 8 | | 8:29.630 | 7:16.192 | 40.417 | 33.021 | 82.4 | 14:03:30.665 |
| 9 | | 1:58.788 | 46.044 | 39.491 | 33.253 | 183.9 | 14:05:29.453 |
| 10 | | 1:58.761 | 46.740 | 39.183 | 32.838 | 180.9 | 14:07:28.214 |
| 11 | | 2:07.949 P | 46.235 | 39.863 | 41.851 | 175.0 | 14:09:36.163 |
| 12 | | 3:37.866 P | 1:58.910 | 50.132 | 48.824 | 83.5 | 14:13:14.029 |
| 13 | | 7:29.647 | 6:07.908 | 45.669 | 36.070 | 76.8 | 14:20:43.676 |
| 14 | | 2:12.471 | 49.341 | 46.214 | 36.916 | 175.6 | 14:22:56.147 |
| 15 | | 2:09.005 | 48.735 | 43.000 | 37.270 | 183.3 | 14:25:05.152 |
| 16 | | 2:08.157 | 48.205 | 43.389 | 36.563 | 192.5 | 14:27:13.309 |
| 17 | | 2:08.369 | 48.958 | 42.855 | 36.556 | 196.7 | 14:29:21.678 |
| 18 | | 2:06.906 | 48.517 | 43.207 | 35.182 | 188.8 | 14:31:28.584 |
| 19 | | 2:07.307 | 49.173 | 42.828 | 35.306 | 190.8 | 14:33:35.891 |
| 20 | | | 54.818 | 46.643 | | 140.8 | |

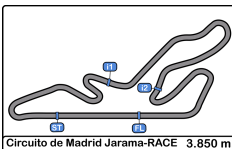


Circuito de Madrid Jarama - RACE
CARRERA 80 - GROUP 1 PORTUGAL
QUALIFYING
Mejores Sectores



Circuito de Madrid Jarama-RACE 3.850 m.

| Sector - 1 | | | Sector - 2 | | | Sector - 3 | | | Ideal Lap vs Best Lap | | |
|------------|-------------------------------------|----------|-------------------------------------|--------|-------------------------------------|------------|------|-------------------------------------|-----------------------|----------|------|
| Clas | Nº Driver | Time | Nº Driver | Time | Nº Driver | Time | Clas | Nº Driver | Ideal Lap | Best Lap | Clas |
| 1 | 7 Lima - Paradela | 42.414 | 7 Lima - Paradela | 35.818 | 7 Lima - Paradela | 30.607 | 1 | 7 Lima - Paradela | 1:48.839 | 1:48.839 | 1 |
| 2 | 169 Muytjens - Pineau | 42.867 | 169 Muytjens - Pineau | 37.522 | 169 Muytjens - Pineau | 31.579 | 2 | 169 Muytjens - Pineau | 1:51.968 | 1:52.806 | 2 |
| 3 | 549 Mira Gomes - Afoito | 45.021 | 594 Ferreira - Gordo | 39.183 | 87 Revuelta Rodriguez - Castro | 32.554 | 3 | 549 Mira Gomes - Afoito | 1:57.007 | 1:57.438 | 3 |
| 4 | 87 Revuelta Rodriguez - Castro | 45.159 | 549 Mira Gomes - Afoito | 39.289 | 549 Mira Gomes - Afoito | 32.697 | 4 | 87 Revuelta Rodriguez - Castro | 1:57.099 | 1:57.690 | 4 |
| 5 | 57 Maria Perez - Tojeiro | 45.240 | 87 Revuelta Rodriguez - Castro | 39.386 | 594 Ferreira - Gordo | 32.838 | 5 | 594 Ferreira - Gordo | 1:57.765 | 1:58.761 | 6 |
| 6 | 594 Ferreira - Gordo | 45.744 | 527 Melo - Dias Pedro | 39.700 | 57 Maria Perez - Tojeiro | 32.928 | 6 | 57 Maria Perez - Tojeiro | 1:57.965 | 1:58.148 | 5 |
| 7 | 527 Melo - Dias Pedro | 45.846 | 57 Maria Perez - Tojeiro | 39.797 | 527 Melo - Dias Pedro | 33.462 | 7 | 527 Melo - Dias Pedro | 1:59.008 | 1:59.694 | 7 |
| 8 | 35 Teo Antonio Pérez | 46.324 | 573 Castro Pinheiro - Silva Vieira | 40.479 | 35 Teo Antonio Pérez | 33.574 | 8 | 573 Castro Pinheiro - Silva Vieira | 2:00.653 | 2:01.093 | 8 |
| 9 | 500 Pardalejo - Ruão | 46.414 | 35 Teo Antonio Pérez | 40.821 | 573 Castro Pinheiro - Silva Vieira | 33.714 | 9 | 35 Teo Antonio Pérez | 2:00.719 | 2:01.198 | 9 |
| 10 | 573 Castro Pinheiro - Silva Vieira | 46.460 | 500 Pardalejo - Ruão | 40.833 | 98 César Freitas | 34.030 | 10 | 500 Pardalejo - Ruão | 2:01.380 | 2:01.972 | 10 |
| 11 | 31 Artajo de No - de Miguel Egea | 46.767 | 20 Alonso Borrás - Antonio Zorrilla | 40.950 | 500 Pardalejo - Ruão | 34.133 | 11 | 31 Artajo de No - de Miguel Egea | 2:02.607 | 2:03.412 | 13 |
| 12 | 20 Alonso Borrás - Antonio Zorrilla | 47.403 | 587 Cabral Menezes - Petiz | 41.364 | 31 Artajo de No - de Miguel Egea | 34.405 | 12 | 20 Alonso Borrás - Antonio Zorrilla | 2:02.819 | 2:02.819 | 11 |
| 13 | 554 Samuel Vidal | 47.448 | 31 Artajo de No - de Miguel Egea | 41.435 | 20 Alonso Borrás - Antonio Zorrilla | 34.466 | 13 | 587 Cabral Menezes - Petiz | 2:03.595 | 2:03.595 | 14 |
| 14 | 588 Cerveira Pinto - Ferreira | 47.541 | 588 Cerveira Pinto - Ferreira | 41.678 | 554 Samuel Vidal | 34.484 | 14 | 588 Cerveira Pinto - Ferreira | 2:03.804 | 2:03.882 | 15 |
| 15 | 587 Cabral Menezes - Petiz | 47.621 | 98 César Freitas | 42.219 | 588 Cerveira Pinto - Ferreira | 34.585 | 15 | 554 Samuel Vidal | 2:04.273 | 2:05.251 | 17 |
| 16 | 525 Melo - Gagliardini | 48.135 | 558 Reis - Carvalhosa | 42.287 | 587 Cabral Menezes - Petiz | 34.610 | 16 | 558 Reis - Carvalhosa | 2:05.120 | 2:05.120 | 16 |
| 17 | 558 Reis - Carvalhosa | 48.207 | 554 Samuel Vidal | 42.341 | 558 Reis - Carvalhosa | 34.626 | 17 | 525 Melo - Gagliardini | 2:06.574 | 2:06.574 | 18 |
| 18 | 509 Diogo Cavaco | 48.891 | 526 Silva - Mateo Alvarez | 42.655 | 526 Silva - Mateo Alvarez | 35.093 | 18 | 526 Silva - Mateo Alvarez | 2:06.923 | 2:07.312 | 19 |
| 19 | 67 João Neves | 49.018 | 525 Melo - Gagliardini | 43.173 | 538 Moura - Aniceto | 35.240 | 19 | 67 João Neves | 2:07.902 | 2:07.902 | 20 |
| 20 | 526 Silva - Mateo Alvarez | 49.175 | 67 João Neves | 43.262 | 525 Melo - Gagliardini | 35.266 | 20 | 538 Moura - Aniceto | 2:08.052 | 2:08.229 | 21 |
| 21 | 538 Moura - Aniceto | 49.454 | 538 Moura - Aniceto | 43.358 | 67 João Neves | 35.622 | 21 | 560 e Vasconcelos - Castro | 2:11.575 | 2:12.003 | 22 |
| 22 | 560 e Vasconcelos - Castro | 50.235 | 560 e Vasconcelos - Castro | 44.911 | 560 e Vasconcelos - Castro | 36.429 | 22 | 509 Diogo Cavaco | 2:12.370 | 3:08.133 | 30 |
| 23 | 545 Paillardon - Guerin | 50.534 | 570 Félix Ribeiro | 45.003 | 570 Félix Ribeiro | 37.411 | 23 | 570 Félix Ribeiro | 2:13.047 | 2:13.194 | 23 |
| 24 | 570 Félix Ribeiro | 50.633 | 545 Paillardon - Guerin | 45.275 | 545 Paillardon - Guerin | 37.652 | 24 | 545 Paillardon - Guerin | 2:13.461 | 2:13.564 | 24 |
| 25 | 58 Ruão - Ferreira | 52.574 | 509 Diogo Cavaco | 45.805 | 509 Diogo Cavaco | 37.674 | 25 | 58 Ruão - Ferreira | 2:19.094 | 2:19.624 | 26 |
| 26 | 567 Xavier - Xavier | 52.901 | 567 Xavier - Xavier | 47.601 | 567 Xavier - Xavier | 38.728 | 26 | 567 Xavier - Xavier | 2:19.230 | 2:19.480 | 25 |
| 27 | 565 Santa-Bárbara - Almeida | 53.074 | 58 Ruão - Ferreira | 47.658 | 58 Ruão - Ferreira | 38.862 | 27 | 590 Gregorio - Gregorio | 2:20.393 | 2:20.806 | 27 |
| 28 | 590 Gregorio - Gregorio | 53.205 | 590 Gregorio - Gregorio | 48.041 | 77 Ruben Veludo | 38.892 | 28 | 565 Santa-Bárbara - Almeida | 2:20.822 | 2:21.414 | 28 |
| 29 | 77 Ruben Veludo | 54.154 | 77 Ruben Veludo | 48.662 | 565 Santa-Bárbara - Almeida | 38.975 | 29 | 77 Ruben Veludo | 2:21.708 | 2:22.052 | 29 |
| 30 | 98 César Freitas | 2:04.225 | 565 Santa-Bárbara - Almeida | 48.773 | 590 Gregorio - Gregorio | 39.147 | 30 | 98 César Freitas | 3:20.474 | 2:03.364 | 12 |

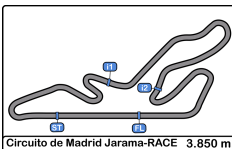


Circuito de Madrid Jarama - RACE
CARRERA 80 - GROUP 1 PORTUGAL
QUALIFYING

5 Mejores Tiempos



| Cl | Nº | Entrant/Team | Driver 1 | Driver 2 | Vehicle | Cat | Cl | Best 1 | | Best 2 | | Best 3 | | Best 4 | | Best 5 | |
|----|-----|---------------------------------|---------------------------|--------------------------|---------------------------|-----------|----|----------|-----|----------|-----|----------|-----|----------|-----|----------|-----|
| | | | | | | | | Time | Lap | Time | Lap | Time | Lap | Time | Lap | Time | Lap |
| 1 | 7 | RP Motorsport | Paulo Lima | José Paradela | BMW E30 M3 | T MAX | 1 | 1:48.839 | 9 | 1:49.562 | 4 | 1:49.775 | 3 | 1:49.812 | 2 | 1:51.874 | 16 |
| 2 | 169 | HY Racing | Olivier Muytjens | Brice Pineau | Porsche 911 3.0 RS | GT COP | 1 | 1:52.806 | 13 | 1:53.741 | 14 | 1:54.373 | 2 | 1:54.494 | 9 | 1:54.692 | 7 |
| 3 | 549 | Centro Clássico | João Mira Gomes | Nuno Afoito | Ford Escort RS 2000 | H81-200 | 1 | 1:57.438 | 14 | 1:57.619 | 13 | 1:58.200 | 3 | 1:59.723 | 2 | 2:00.084 | 16 |
| 4 | 87 | Club Deportivo Elemental Lucena | Kilian Revuelta Rodriguez | Gustavo Castro Rodriguez | BMW M3 E36 | GT COP | 2 | 1:57.690 | 5 | 1:58.072 | 4 | 1:58.368 | 2 | 1:58.560 | 6 | 2:00.853 | 3 |
| 5 | 57 | Garage João Gomes | Jose Maria Perez | Luís Tojeiro | Porsche 968 CS | GT COP | 3 | 1:58.148 | 4 | 2:00.012 | 3 | 2:01.753 | 2 | 2:06.211 | 10 | 2:07.055 | 18 |
| 6 | 594 | Gordo Racing Team | Ruben Ferreira | Pedro Gordo | Porsche 928 S | H81-MA | 1 | 1:58.761 | 10 | 1:58.788 | 9 | 1:58.855 | 3 | 1:58.978 | 5 | 1:59.086 | 4 |
| 7 | 527 | RPMotorsport | Pedro Melo | Carlos Dias Pedro | Ford Escort RS 2000 | H81-200 | 2 | 1:59.694 | 9 | 2:00.125 | 14 | 2:00.242 | 17 | 2:00.325 | 8 | 2:00.480 | 16 |
| 8 | 573 | Peres | André Castro Pinheiro | Ernesto Silva Vieira | Jaguar XJS V12 | H81-MA | 2 | 2:01.093 | 11 | 2:01.320 | 6 | 2:01.957 | 10 | 2:02.377 | 5 | 2:03.001 | 18 |
| 9 | 35 | Eficar Team | Teo Antonio Pérez | | BMW 325i E36 | GT COP | 4 | 2:01.198 | 17 | 2:01.217 | 18 | 2:01.483 | 9 | 2:01.560 | 10 | 2:01.739 | 3 |
| 10 | 500 | RPMotorsport | Nuno Pardalejo | Marcos Ruão | VW Scirocco | H81-160 | 1 | 2:01.972 | 15 | 2:02.370 | 10 | 2:02.370 | 16 | 2:04.437 | 9 | 2:05.475 | 6 |
| 11 | 20 | Eficar Team | Juan Alonso Borrás | Jose Antonio Zorrilla | Honda Civic | T 2000 | 1 | 2:02.819 | 4 | 2:04.854 | 3 | 2:04.923 | 17 | 2:05.465 | 15 | 2:06.058 | 14 |
| 12 | 98 | RP Motorsport | César Freitas | | BMW 323i | GR2 | 1 | 2:03.364 | 3 | 2:05.721 | 2 | 2:23.303 | 4 | 3:20.474 | 5 | | |
| 13 | 31 | Ciudad Ducal | Jaime Artajo de No | Carlos de Miguel Egea | BMW E30 325 | T MAX | 2 | 2:03.412 | 13 | 2:03.418 | 16 | 2:03.806 | 17 | 2:03.881 | 15 | 2:05.064 | 18 |
| 14 | 587 | RPMotorsport | Manuel Cabral Menezes | Jorge Petiz | VW Golf GTI | H81-160 | 2 | 2:03.595 | 2 | 2:04.273 | 5 | 2:05.191 | 15 | 2:05.344 | 17 | 2:05.375 | 3 |
| 15 | 588 | Team Squadra / RPMotorsport | Rafael Cerveira Pinto | Armindo Ferreira | VW Golf GTI | H81-160 | 3 | 2:03.882 | 9 | 2:04.495 | 8 | 2:07.229 | 5 | 2:09.012 | 4 | 2:09.707 | 2 |
| 16 | 558 | GJG | Antonio Reis | Jose Carvalhosa | Porsche 924 | 924 Cup | 1 | 2:05.120 | 4 | 2:06.867 | 17 | 2:07.330 | 13 | 2:07.395 | 15 | 2:07.448 | 7 |
| 17 | 554 | Samuel Vidal | Samuel Vidal | | Ford Escort RS 2000 | H81-200 | 3 | 2:05.251 | 16 | 2:05.339 | 18 | 2:05.493 | 14 | 2:05.691 | 17 | 2:06.094 | 10 |
| 18 | 525 | RPMotorsport | Pedro Melo | Carlos Gagliardini | VW Golf GTI | H81-160 | 4 | 2:06.574 | 5 | 2:07.032 | 4 | 2:08.719 | 2 | 2:09.245 | 3 | 2:09.321 | 6 |
| 19 | 526 | RPMotorsport | Hugo Silva | Ivan Mateo Alvarez | VW Golf GTI | H81-160 | 5 | 2:07.312 | 10 | 2:10.196 | 9 | 2:10.286 | 8 | 2:10.663 | 5 | 2:12.460 | 3 |
| 20 | 67 | RPMotorsport | João Neves | | Toyota Starlet | T 1400 | 1 | 2:07.902 | 16 | 2:08.995 | 14 | 2:09.491 | 13 | 2:09.494 | 15 | 2:10.739 | 10 |
| 21 | 538 | Keep on Racing | Rui Moura | Carlos Aniceto | VW Golf GTI MK1 | GR2 | 2 | 2:08.229 | 4 | 2:08.888 | 2 | 2:08.954 | 3 | 2:10.897 | 5 | 2:11.690 | 15 |
| 22 | 560 | Arantes Competição | João e Vasconcelos | Rui Castro | Datsun 1200 Coupé GX | H71-130 | 1 | 2:12.003 | 9 | 2:12.760 | 10 | 2:12.968 | 8 | 2:22.476 | 4 | 2:23.121 | 2 |
| 23 | 570 | RPMotorsport | Félix Ribeiro | | Alfa Romeo 1600 GT Junior | H75-160 | 1 | 2:13.194 | 16 | 2:14.941 | 14 | 2:15.089 | 9 | 2:15.195 | 12 | 2:15.318 | 8 |
| 24 | 545 | RPMotorsport | Regis Paillardon | François Guerin | BMW 1600 Ti | H71-160 | 1 | 2:13.564 | 7 | 2:16.333 | 8 | 2:18.573 | 4 | 2:19.373 | 2 | 2:20.042 | 3 |
| 25 | 567 | RPMotorsport | Alberto Xavier | Henrique Xavier | Datsun 1200 | Prod Cup | 1 | 2:19.480 | 4 | 2:19.631 | 3 | 2:19.719 | 5 | 2:20.323 | 15 | 2:20.450 | 2 |
| 26 | 58 | Filipe Ruão | Filipe Ruão | Pedro Ferreira | Mini | Troféu Mi | 1 | 2:19.624 | 15 | 2:19.892 | 18 | 2:19.943 | 13 | 2:20.116 | 17 | 2:20.209 | 14 |
| 27 | 590 | Filipe Gregorio | Filipe Gregorio | Guilherme Gregorio | Datsun 1200 | Prod Cup | 2 | 2:20.806 | 13 | 2:21.008 | 8 | 2:21.169 | 16 | 2:21.507 | 9 | 2:21.521 | 14 |
| 28 | 565 | Luís Santa-Bárbara | Luís Santa-Bárbara | Manuel Almeida | Datsun 1200 | Prod Cup | 3 | 2:21.414 | 13 | 2:21.458 | 14 | 2:21.619 | 16 | 2:21.785 | 12 | 2:22.717 | 15 |
| 29 | 77 | Ruben Veludo | Ruben Veludo | | Mini | Troféu Mi | 2 | 2:22.052 | 9 | 2:22.292 | 10 | 2:22.788 | 8 | 2:24.981 | 3 | 2:26.346 | 4 |
| 30 | 509 | DMC | Diogo Cavaco | | Porsche 928 | H81-MA | 3 | 3:08.133 | 2 | | | | | | | | |

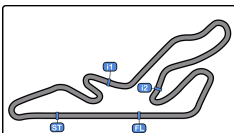


Circuito de Madrid Jarama - RACE
CARRERA 80 - GROUP 1 PORTUGAL
QUALIFYING

5 Mejores Velocidades



| Cl | Nº | Entrant/Team | Driver 1 | Driver 2 | Vehicle | Cat | Cl | Top 1 | | Top 2 | | Top 3 | | Top 4 | | Top 5 | | Avg |
|----|-----|---------------------------------|---------------------------|--------------------------|---------------------------|-----------|----|-------|-----|-------|-----|-------|-----|-------|-----|-------|-----|-------|
| | | | | | | | | Km/h | Lap | Km/h | Lap | Km/h | Lap | Km/h | Lap | Km/h | Lap | |
| 1 | 7 | RP Motorsport | Paulo Lima | José Paradela | BMW E30 M3 | T MAX | 1 | 213.8 | 9 | 213.0 | 10 | 210.5 | 14 | 207.6 | 7 | 207.2 | 16 | 210.4 |
| 2 | 169 | HY Racing | Olivier Muytjens | Brice Pineau | Porsche 911 3.0 RS | GT COP | 1 | 205.3 | 14 | 203.3 | 7 | 201.8 | 12 | 200.3 | 5 | 194.2 | 15 | 201.0 |
| 3 | 594 | Gordo Racing Team | Ruben Ferreira | Pedro Gordo | Porsche 928 S | H81-MA | 1 | 202.6 | 7 | 202.2 | 6 | 198.1 | 5 | 196.7 | 17 | 194.2 | 2 | 198.8 |
| 4 | 573 | Peres | André Castro Pinheiro | Ernesto Silva Vieira | Jaguar XJS V12 | H81-MA | 2 | 201.1 | 18 | 181.5 | 15 | 178.2 | 12 | 177.3 | 19 | 177.0 | 10 | 183.0 |
| 5 | 87 | Club Deportivo Elemental Lucena | Kilian Revuelta Rodriguez | Gustavo Castro Rodriguez | BMW M3 E36 | GT COP | 2 | 198.1 | 4 | 196.3 | 2 | 196.3 | 18 | 194.2 | 6 | 192.1 | 7 | 195.4 |
| 6 | 549 | Centro Clássico | João Mira Gomes | Nuno Afoito | Ford Escort RS 2000 | H81-200 | 1 | 196.3 | 15 | 196.3 | 17 | 193.2 | 16 | 189.8 | 10 | 187.8 | 3 | 192.7 |
| 7 | 527 | RPMotorsport | Pedro Melo | Carlos Dias Pedro | Ford Escort RS 2000 | H81-200 | 2 | 189.8 | 12 | 189.4 | 3 | 189.4 | 14 | 189.4 | 15 | 189.1 | 10 | 189.4 |
| 8 | 98 | RP Motorsport | César Freitas | | BMW 323i | GR2 | 1 | 188.4 | 6 | 83.5 | 5 | | | | | | | 136.0 |
| 9 | 35 | Eficar Team | Teo Antonio Pérez | | BMW 325i E36 | GT COP | 3 | 186.8 | 17 | 184.9 | 18 | 183.3 | 15 | 182.1 | 11 | 180.3 | 10 | 183.5 |
| 10 | 31 | Ciudad Ducal | Jaime Artajo de No | Carlos de Miguel Egea | BMW E30 325 | T MAX | 2 | 186.2 | 18 | 185.8 | 11 | 185.8 | 14 | 185.5 | 10 | 185.2 | 16 | 185.7 |
| 11 | 57 | Garage João Gomes | Jose Maria Perez | Luís Tojeiro | Porsche 968 CS | GT COP | 4 | 185.5 | 15 | 185.2 | 5 | 185.2 | 16 | 183.0 | 11 | 182.4 | 10 | 184.3 |
| 12 | 500 | RPMotorsport | Nuno Pardalejo | Marcos Ruão | VW Scirocco | H81-160 | 1 | 185.2 | 18 | 182.7 | 17 | 182.4 | 15 | 181.5 | 12 | 180.6 | 10 | 182.5 |
| 13 | 558 | GJG | Antonio Reis | Jose Carvalhosa | Porsche 924 | 924 Cup | 1 | 180.0 | 14 | 178.8 | 13 | 178.5 | 16 | 177.9 | 9 | 177.6 | 12 | 178.5 |
| 14 | 20 | Eficar Team | Juan Alonso Borrás | Jose Antonio Zorrilla | Honda Civic | T 2000 | 1 | 179.4 | 4 | 178.8 | 3 | 178.2 | 15 | 177.3 | 14 | 177.0 | 10 | 178.1 |
| 15 | 587 | RPMotorsport | Manuel Cabral Menezes | Jorge Petiz | VW Golf GTI | H81-160 | 2 | 179.4 | 6 | 179.1 | 10 | 179.1 | 15 | 178.8 | 18 | 178.2 | 16 | 178.9 |
| 16 | 554 | Samuel Vidal | Samuel Vidal | | Ford Escort RS 2000 | H81-200 | 3 | 178.8 | 5 | 176.4 | 6 | 176.4 | 15 | 175.8 | 18 | 175.6 | 11 | 176.6 |
| 17 | 588 | Team Squadra / RPMotorsport | Rafael Cerveira Pinto | Armindo Ferreira | VW Golf GTI | H81-160 | 3 | 177.6 | 10 | 176.4 | 5 | 175.3 | 8 | 174.7 | 9 | 173.0 | 3 | 175.4 |
| 18 | 538 | Keep on Racing | Rui Moura | Carlos Aniceto | VW Golf GTI MK1 | GR2 | 2 | 176.7 | 2 | 173.0 | 3 | 170.8 | 11 | 170.6 | 6 | 170.3 | 5 | 172.3 |
| 19 | 570 | RPMotorsport | Félix Ribeiro | | Alfa Romeo 1600 GT Junior | H75-160 | 1 | 175.8 | 15 | 171.9 | 13 | 170.3 | 10 | 169.2 | 12 | 169.0 | 4 | 171.3 |
| 20 | 526 | RPMotorsport | Hugo Silva | Ivan Mateo Alvarez | VW Golf GTI | H81-160 | 4 | 174.4 | 4 | 171.9 | 11 | 170.3 | 6 | 169.2 | 5 | 165.3 | 9 | 170.2 |
| 21 | 509 | DMC | Diogo Cavaco | | Porsche 928 | H81-MA | 3 | 169.5 | 2 | 73.9 | 1 | | | | | | | 121.7 |
| 22 | 67 | RPMotorsport | João Neves | | Toyota Starlet | T 1400 | 1 | 168.2 | 14 | 167.9 | 15 | 167.7 | 16 | 166.4 | 9 | 166.1 | 10 | 167.2 |
| 23 | 525 | RPMotorsport | Pedro Melo | Carlos Gagliardini | VW Golf GTI | H81-160 | 5 | 167.9 | 6 | 167.4 | 4 | 167.1 | 5 | 166.6 | 3 | 166.4 | 7 | 167.1 |
| 24 | 545 | RPMotorsport | Regis Paillardon | François Guerin | BMW 1600 Ti | H71-160 | 1 | 166.1 | 5 | 166.1 | 7 | 165.6 | 4 | 165.6 | 9 | 165.3 | 8 | 165.7 |
| 25 | 560 | Arantes Competição | João e Vasconcelos | Rui Castro | Datsun 1200 Coupé GX | H71-130 | 1 | 165.3 | 10 | 162.4 | 11 | 160.4 | 9 | 158.3 | 8 | 143.2 | 2 | 157.9 |
| 26 | 567 | RPMotorsport | Alberto Xavier | Henrique Xavier | Datsun 1200 | Prod Cup | 1 | 150.0 | 16 | 149.5 | 14 | 149.1 | 3 | 149.1 | 13 | 148.3 | 5 | 149.2 |
| 27 | 58 | Filipe Ruão | Filipe Ruão | Pedro Ferreira | Mini | Troféu Mi | 1 | 148.1 | 15 | 147.5 | 13 | 147.5 | 17 | 147.3 | 10 | 147.1 | 9 | 147.5 |
| 28 | 590 | Filipe Gregorio | Filipe Gregorio | Guilherme Gregorio | Datsun 1200 | Prod Cup | 2 | 147.3 | 13 | 146.3 | 8 | 146.3 | 14 | 146.1 | 12 | 145.9 | 16 | 146.4 |
| 29 | 77 | Ruben Veludo | Ruben Veludo | | Mini | Troféu Mi | 2 | 144.3 | 10 | 142.6 | 9 | 142.2 | 5 | 142.1 | 8 | 141.1 | 3 | 142.5 |
| 30 | 565 | Luis Santa-Bárbara | Luis Santa-Bárbara | Manuel Almeida | Datsun 1200 | Prod Cup | 3 | 144.3 | 9 | 143.6 | 16 | 143.2 | 10 | 143.2 | 12 | 142.8 | 14 | 143.4 |

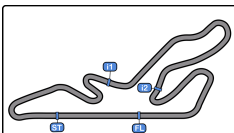


Circuito de Madrid Jarama - RACE
CARRERA 80 - GROUP 1 PORTUGAL
QUALIFYING



Secuencia Vueltas Rápidas

| Lap | Time of Day | Session Time | Nº Entrant/Team | Driver 1 | Driver 2 | Vehicle | Cat | Time | Km/h |
|-----|--------------|--------------|-----------------|------------|---------------|------------|-------|-----------------|-------|
| 2 | 13:44:32.477 | 4:32.477 | 7 RP Motorsport | Paulo Lima | José Paradela | BMW E30 M3 | T MAX | 1:49.812 | 126.2 |
| 3 | 13:46:22.252 | 6:22.252 | 7 RP Motorsport | Paulo Lima | José Paradela | BMW E30 M3 | T MAX | 1:49.775 | 126.2 |
| 4 | 13:48:11.814 | 8:11.814 | 7 RP Motorsport | Paulo Lima | José Paradela | BMW E30 M3 | T MAX | 1:49.562 | 126.5 |
| 9 | 14:05:01.516 | 25:01.516 | 7 RP Motorsport | Paulo Lima | José Paradela | BMW E30 M3 | T MAX | 1:48.839 | 127.3 |

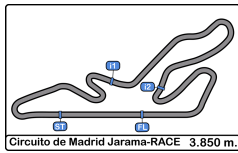


Circuito de Madrid Jarama - RACE
CARRERA 80 - GROUP 1 PORTUGAL
QUALIFYING



Mejor Máxima Velocidad del Evento

| Nº | Entrant/Team | Driver 1 | Driver 2 | Vehicle | Cat | Km/h | Session |
|-----|---------------------------------------|---------------------------|--------------------------|---------------------------|-----------|-------|------------|
| 7 | RP Motorsport | Paulo Lima | José Paradela | BMW E30 M3 | T MAX | 213.8 | QUALIFYING |
| 169 | HY Racing | Olivier Muytjens | Brice Pineau | Porsche 911 3.0 RS | GT COP | 205.3 | QUALIFYING |
| 594 | Gordo Racing Team | Ruben Ferreira | Pedro Gordo | Porsche 928 S | H81-MA | 202.6 | QUALIFYING |
| 573 | Peres | André Castro Pinheiro | Ernesto Silva Vieira | Jaguar XJS V12 | H81-MA | 201.1 | QUALIFYING |
| 87 | Club Deportivo Elemental Lucena Sport | Kilian Revuelta Rodriguez | Gustavo Castro Rodriguez | BMW M3 E36 | GT COP | 198.1 | QUALIFYING |
| 549 | Centro Clássico | João Mira Gomes | Nuno Afoito | Ford Escort RS 2000 | H81-200 | 196.3 | QUALIFYING |
| 527 | RPMotorsport | Pedro Melo | Carlos Dias Pedro | Ford Escort RS 2000 | H81-200 | 189.8 | QUALIFYING |
| 98 | RP Motorsport | César Freitas | | BMW 323i | GR2 | 188.4 | QUALIFYING |
| 35 | Eficar Team | Teo Antonio Pérez | | BMW 325i E36 | GT COP | 186.8 | QUALIFYING |
| 31 | Ciudad Ducal | Jaime Artajo de No | Carlos de Miguel Egea | BMW E30 325 | T MAX | 186.2 | QUALIFYING |
| 57 | Garage João Gomes | Jose Maria Perez | Luís Tojeiro | Porsche 968 CS | GT COP | 185.5 | QUALIFYING |
| 500 | RPMotorsport | Nuno Pardalejo | Marcos Ruão | VW Scirocco | H81-160 | 185.2 | QUALIFYING |
| 558 | GJG | Antonio Reis | Jose Carvalhosa | Porsche 924 | 924 Cup | 180.0 | QUALIFYING |
| 20 | Eficar Team | Juan Alonso Borrás | Jose Antonio Zorrilla | Honda Civic | T 2000 | 179.4 | QUALIFYING |
| 587 | RPMotorsport | Manuel Cabral Menezes | Jorge Petiz | VW Golf GTI | H81-160 | 179.4 | QUALIFYING |
| 554 | Samuel Vidal | Samuel Vidal | | Ford Escort RS 2000 | H81-200 | 178.8 | QUALIFYING |
| 588 | Team Squadra / RPMotorsport | Rafael Cerveira Pinto | Armindo Ferreira | VW Golf GTI | H81-160 | 177.6 | QUALIFYING |
| 538 | Keep on Racing | Rui Moura | Carlos Aniceto | VW Golf GTI MK1 | GR2 | 176.7 | QUALIFYING |
| 570 | RPMotorsport | Félix Ribeiro | | Alfa Romeo 1600 GT Junior | H75-160 | 175.8 | QUALIFYING |
| 526 | RPMotorsport | Hugo Silva | Ivan Mateo Alvarez | VW Golf GTI | H81-160 | 174.4 | QUALIFYING |
| 509 | DMC | Diogo Cavaco | | Porsche 928 | H81-MA | 169.5 | QUALIFYING |
| 67 | RPMotorsport | João Neves | | Toyota Starlet | T 1400 | 168.2 | QUALIFYING |
| 525 | RPMotorsport | Pedro Melo | Carlos Gagliardini | VW Golf GTI | H81-160 | 167.9 | QUALIFYING |
| 545 | RPMotorsport | Regis Paillardon | François Guerin | BMW 1600 Ti | H71-160 | 166.1 | QUALIFYING |
| 560 | Arantes Competição | João e Vasconcelos | Rui Castro | Datsun 1200 Coupé GX | H71-130 | 165.3 | QUALIFYING |
| 567 | RPMotorsport | Alberto Xavier | Henrique Xavier | Datsun 1200 | Prod Cup | 150.0 | QUALIFYING |
| 58 | Filipe Ruão | Filipe Ruão | Pedro Ferreira | Mini | Troféu Mi | 148.1 | QUALIFYING |
| 590 | Filipe Gregorio | Filipe Gregorio | Guilherme Gregorio | Datsun 1200 | Prod Cup | 147.3 | QUALIFYING |
| 565 | Luís Santa-Bárbara | Luís Santa-Bárbara | Manuel Almeida | Datsun 1200 | Prod Cup | 144.3 | QUALIFYING |
| 77 | Ruben Veludo | Ruben Veludo | | Mini | Troféu Mi | 144.3 | QUALIFYING |



Circuito de Madrid Jarama - RACE
CARRERA 80 - GROUP 1 PORTUGAL
QUALIFYING



Tiempos Parada en Pit

7 Paulo Lima BMW E30 M3
 T MAX José Paradela RP Motorsport

| Nº | In Day Time | In Time | Out Time | Pit Time | T. Pit Time | Handicap | Diff. |
|----|--------------|--------------|--------------|----------|-------------|----------|-------|
| 1 | 13:55:34.285 | 13:55:34.285 | 14:01:19.092 | 5:44.807 | 5:44.807 | | |
| 2 | 14:07:14.558 | 14:07:14.558 | 14:08:33.691 | 1:19.133 | 7:03.940 | | |
| 3 | 14:12:57.155 | 14:12:57.155 | 14:17:20.688 | 4:23.533 | 11:27.473 | | |

20 Juan Alonso Borrás Honda Civic
 T 2000 Jose Antonio Zorrilla Eficar Team

| Nº | In Day Time | In Time | Out Time | Pit Time | T. Pit Time | Handicap | Diff. |
|----|--------------|--------------|--------------|----------|-------------|----------|-------|
| 1 | 13:52:43.338 | 13:52:43.338 | 14:02:06.690 | 9:23.352 | 9:23.352 | | |
| 2 | 14:13:53.542 | 14:13:53.542 | 14:18:36.145 | 4:42.603 | 14:05.955 | | |

31 Jaime Artajo de No BMW E30 325
 T MAX Carlos de Miguel Egea Ciudad Ducal

| Nº | In Day Time | In Time | Out Time | Pit Time | T. Pit Time | Handicap | Diff. |
|----|--------------|--------------|--------------|----------|-------------|----------|-------|
| 1 | 13:45:16.390 | 13:45:16.390 | 13:46:12.100 | 55.710 | 55.710 | | |
| 2 | 13:48:27.999 | 13:48:27.999 | 13:50:29.549 | 2:01.550 | 2:57.260 | | |
| 3 | 13:58:06.855 | 13:58:06.855 | 14:01:37.726 | 3:30.871 | 6:28.131 | | |
| 4 | 14:12:47.399 | 14:12:47.399 | 14:18:09.503 | 5:22.104 | 11:50.235 | | |

35 Teo Antonio Pérez BMW 325i E36
 GT COPA Eficar Team

| Nº | In Day Time | In Time | Out Time | Pit Time | T. Pit Time | Handicap | Diff. |
|----|--------------|--------------|--------------|----------|-------------|----------|-------|
| 1 | 13:51:45.160 | 13:51:45.160 | 13:53:38.389 | 1:53.229 | 1:53.229 | | |
| 2 | 13:56:22.611 | 13:56:22.611 | 14:01:41.718 | 5:19.107 | 7:12.336 | | |
| 3 | 14:11:54.866 | 14:11:54.866 | 14:18:29.810 | 6:34.944 | 13:47.280 | | |
| 4 | 14:26:43.116 | 14:26:43.116 | 14:27:14.333 | 31.217 | 14:18.497 | | |

57 Jose Maria Perez Porsche 968 CS
 GT COPA Luís Tojeiro Garage João Gomes

| Nº | In Day Time | In Time | Out Time | Pit Time | T. Pit Time | Handicap | Diff. |
|----|--------------|--------------|--------------|----------|-------------|----------|-------|
| 1 | 13:50:56.249 | 13:50:56.249 | 13:53:07.680 | 2:11.431 | 2:11.431 | | |
| 2 | 13:55:31.134 | 13:55:31.134 | 14:01:34.359 | 6:03.225 | 8:14.656 | | |
| 3 | 14:12:38.172 | 14:12:38.172 | 14:19:02.973 | 6:24.801 | 14:39.457 | | |

58 Filipe Ruão Mini
 Troféu Mini Pedro Ferreira Filipe Ruão

| Nº | In Day Time | In Time | Out Time | Pit Time | T. Pit Time | Handicap | Diff. |
|----|--------------|--------------|--------------|----------|-------------|----------|-------|
| 1 | 13:57:19.414 | 13:57:19.414 | 14:01:52.196 | 4:32.782 | 4:32.782 | | |
| 2 | 14:14:01.999 | 14:14:01.999 | 14:17:26.778 | 3:24.779 | 7:57.561 | | |

67 João Neves Toyota Starlet
 T 1400 RPMotorsport

| Nº | In Day Time | In Time | Out Time | Pit Time | T. Pit Time | Handicap | Diff. |
|----|--------------|--------------|--------------|----------|-------------|----------|-------|
| 1 | 13:54:54.763 | 13:54:54.763 | 14:01:47.374 | 6:52.611 | 6:52.611 | | |
| 2 | 14:13:01.429 | 14:13:01.429 | 14:18:41.386 | 5:39.957 | 12:32.568 | | |

77 Ruben Veludo Mini
 Troféu Mini Ruben Veludo

| Nº | In Day Time | In Time | Out Time | Pit Time | T. Pit Time | Handicap | Diff. |
|----|--------------|--------------|--------------|----------|-------------|----------|-------|
| 1 | 13:57:04.954 | 13:57:04.954 | 14:01:56.441 | 4:51.487 | 4:51.487 | | |

87 Kilian Revuelta Rodriguez BMW M3 E36
 GT COPA Gustavo Castro Rodriguez Club Deportivo Elemental Lucena Sport

| Nº | In Day Time | In Time | Out Time | Pit Time | T. Pit Time | Handicap | Diff. |
|----|--------------|--------------|--------------|----------|-------------|----------|-------|
| 1 | 13:55:12.236 | 13:55:12.236 | 14:03:11.536 | 7:59.300 | 7:59.300 | | |
| 2 | 14:14:49.398 | 14:14:49.398 | 14:18:06.097 | 3:16.699 | 11:15.999 | | |

169 Olivier Muytjens Porsche 911 3.0 RS
 GT COPA Brice Pineau HY Racing

| Nº | In Day Time | In Time | Out Time | Pit Time | T. Pit Time | Handicap | Diff. |
|----|--------------|--------------|--------------|----------|-------------|----------|-------|
| 1 | 13:56:51.007 | 13:56:51.007 | 14:01:32.893 | 4:41.886 | 4:41.886 | | |
| 2 | 14:11:12.571 | 14:11:12.571 | 14:17:12.979 | 6:00.408 | 10:42.294 | | |

500 Nuno Pardalejo VW Scirocco
 H81-1600 Marcos Ruão RPMotorsport

| Nº | In Day Time | In Time | Out Time | Pit Time | T. Pit Time | Handicap | Diff. |
|----|--------------|--------------|--------------|----------|-------------|----------|-------|
| 1 | 13:57:01.366 | 13:57:01.366 | 14:02:26.195 | 5:24.829 | 5:24.829 | | |
| 2 | 14:13:40.243 | 14:13:40.243 | 14:18:24.732 | 4:44.489 | 10:09.318 | | |
| 3 | 14:31:06.494 | 14:31:06.494 | 14:32:03.677 | 57.183 | 11:06.501 | | |

526 Hugo Silva VW Golf GTI
 H81-1600 Ivan Mateo Alvarez RPMotorsport

| Nº | In Day Time | In Time | Out Time | Pit Time | T. Pit Time | Handicap | Diff. |
|----|--------------|--------------|--------------|----------|-------------|----------|-------|
| 1 | 13:55:06.437 | 13:55:06.437 | 14:01:49.329 | 6:42.892 | 6:42.892 | | |

527 Pedro Melo Ford Escort RS 2000
 H81-2000 Carlos Dias Pedro RPMotorsport

| Nº | In Day Time | In Time | Out Time | Pit Time | T. Pit Time | Handicap | Diff. |
|----|--------------|--------------|--------------|----------|-------------|----------|-------|
| 1 | 13:55:19.961 | 13:55:19.961 | 14:01:57.816 | 6:37.855 | 6:37.855 | | |
| 2 | 14:12:08.518 | 14:12:08.518 | 14:18:26.958 | 6:18.440 | 12:56.295 | | |

538 Rui Moura VW Golf GTI MK1
 GR2 Carlos Aniceto Keep on Racing

| Nº | In Day Time | In Time | Out Time | Pit Time | T. Pit Time | Handicap | Diff. |
|----|--------------|--------------|--------------|----------|-------------|----------|-------|
| 1 | 13:55:16.107 | 13:55:16.107 | 14:01:40.234 | 6:24.127 | 6:24.127 | | |
| 2 | 14:13:28.791 | 14:13:28.791 | 14:18:13.479 | 4:44.688 | 11:08.815 | | |

545 Regis Paillardon BMW 1600 Ti
 H71-1600 François Guerin RPMotorsport

| Nº | In Day Time | In Time | Out Time | Pit Time | T. Pit Time | Handicap | Diff. |
|----|--------------|--------------|--------------|----------|-------------|----------|-------|
| 1 | 13:52:53.908 | 13:52:53.908 | 14:01:14.505 | 8:20.597 | 8:20.597 | | |

549 João Mira Gomes Ford Escort RS 2000
 H81-2000 Nuno Afoito Centro Clássico

| Nº | In Day Time | In Time | Out Time | Pit Time | T. Pit Time | Handicap | Diff. |
|----|--------------|--------------|--------------|----------|-------------|----------|-------|
| 1 | 13:50:00.799 | 13:50:00.799 | 13:51:45.914 | 1:45.115 | 1:45.115 | | |
| 2 | 13:56:54.332 | 13:56:54.332 | 14:01:50.903 | 4:56.571 | 6:41.686 | | |
| 3 | 14:12:34.768 | 14:12:34.768 | 14:17:29.421 | 4:54.653 | 11:36.339 | | |

554 Samuel Vidal Ford Escort RS 2000
 H81-2000 Samuel Vidal

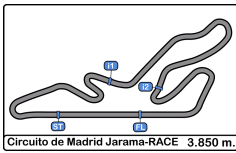
| Nº | In Day Time | In Time | Out Time | Pit Time | T. Pit Time | Handicap | Diff. |
|----|--------------|--------------|--------------|----------|-------------|----------|-------|
| 1 | 13:55:08.292 | 13:55:08.292 | 14:01:30.666 | 6:22.374 | 6:22.374 | | |
| 2 | 14:12:39.455 | 14:12:39.455 | 14:18:15.329 | 5:35.874 | 11:58.248 | | |

558 Antonio Reis Porsche 924
 924 Cup Jose Carvalhosa GJG

| Nº | In Day Time | In Time | Out Time | Pit Time | T. Pit Time | Handicap | Diff. |
|----|--------------|--------------|--------------|----------|-------------|----------|-------|
| 1 | 13:52:33.003 | 13:52:33.003 | 14:01:12.686 | 8:39.683 | 8:39.683 | | |
| 2 | 14:12:05.521 | 14:12:05.521 | 14:18:20.746 | 6:15.225 | 14:54.908 | | |

560 João e Vasconcelos Datsun 1200 Coupé GX
 H71-1300 Rui Castro Arantes Competição

| Nº | In Day Time | In Time | Out Time | Pit Time | T. Pit Time | Handicap | Diff. |
|----|--------------|--------------|--------------|----------|-------------|----------|-------|
| 1 | 13:56:49.362 | 13:56:49.362 | 14:01:53.569 | 5:04.207 | 5:04.207 | | |
| 2 | 14:13:12.776 | 14:13:12.776 | 14:18:38.994 | 5:26.218 | 10:30.425 | | |



Circuito de Madrid Jarama - RACE
CARRERA 80 - GROUP 1 PORTUGAL
QUALIFYING



Tiempos Parada en Pit

565 Luís Santa-Bárbara Datsun 1200

Prod Cup Manuel Almeida Luís Santa-Bárbara

| Nº | In Day Time | In Time | Out Time | Pit Time | T. Pit Time | Handicap | Diff. |
|----|--------------|--------------|--------------|----------|-------------|----------|-------|
| 1 | 13:53:20.814 | 13:53:20.814 | 14:01:17.735 | 7:56.921 | 7:56.921 | | |
| 2 | 14:13:41.938 | 14:13:41.938 | 14:18:55.267 | 5:13.329 | 13:10.250 | | |

567 Alberto Xavier Datsun 1200

Prod Cup Henrique Xavier RPMotorsport

| Nº | In Day Time | In Time | Out Time | Pit Time | T. Pit Time | Handicap | Diff. |
|----|--------------|--------------|--------------|----------|-------------|----------|-------|
| 1 | 13:56:59.240 | 13:56:59.240 | 14:02:42.011 | 5:42.771 | 5:42.771 | | |
| 2 | 14:12:51.315 | 14:12:51.315 | 14:17:23.175 | 4:31.860 | 10:14.631 | | |

570 Félix Ribeiro Alfa Romeo 1600 GT Junior

H75-1600 RPMotorsport

| Nº | In Day Time | In Time | Out Time | Pit Time | T. Pit Time | Handicap | Diff. |
|----|--------------|--------------|--------------|----------|-------------|----------|-------|
| 1 | 13:47:13.598 | 13:47:13.598 | 13:48:24.465 | 1:10.867 | 1:10.867 | | |
| 2 | 13:55:33.126 | 13:55:33.126 | 14:01:59.404 | 6:26.278 | 7:37.145 | | |
| 3 | 14:14:09.885 | 14:14:09.885 | 14:18:12.172 | 4:02.287 | 11:39.432 | | |

573 André Castro Pinheiro Jaguar XJS V12

H81-MAX Ernesto Silva Vieira Peres

| Nº | In Day Time | In Time | Out Time | Pit Time | T. Pit Time | Handicap | Diff. |
|----|--------------|--------------|--------------|----------|-------------|----------|-------|
| 1 | 13:56:56.869 | 13:56:56.869 | 14:01:44.553 | 4:47.684 | 4:47.684 | | |
| 2 | 14:12:43.357 | 14:12:43.357 | 14:18:31.534 | 5:48.177 | 10:35.861 | | |

587 Manuel Cabral Menezes VW Golf GTI

H81-1600 Jorge Petiz RPMotorsport

| Nº | In Day Time | In Time | Out Time | Pit Time | T. Pit Time | Handicap | Diff. |
|----|--------------|--------------|--------------|----------|-------------|----------|-------|
| 1 | 13:53:39.257 | 13:53:39.257 | 14:01:45.792 | 8:06.535 | 8:06.535 | | |
| 2 | 14:12:55.564 | 14:12:55.564 | 14:17:24.646 | 4:29.082 | 12:35.617 | | |

588 Rafael Cerveira Pinto VW Golf GTI

H81-1600 Armindo Ferreira Team Squadra / RPMotorsport

| Nº | In Day Time | In Time | Out Time | Pit Time | T. Pit Time | Handicap | Diff. |
|----|--------------|--------------|--------------|----------|-------------|----------|-------|
| 1 | 13:55:10.359 | 13:55:10.359 | 14:02:09.005 | 6:58.646 | 6:58.646 | | |

590 Filipe Gregorio Datsun 1200

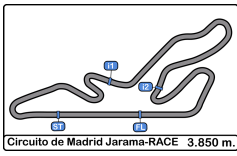
Prod Cup Guilherme Gregorio Filipe Gregorio

| Nº | In Day Time | In Time | Out Time | Pit Time | T. Pit Time | Handicap | Diff. |
|----|--------------|--------------|--------------|----------|-------------|----------|-------|
| 1 | 13:53:40.609 | 13:53:40.609 | 14:01:16.014 | 7:35.405 | 7:35.405 | | |
| 2 | 14:13:15.526 | 14:13:15.526 | 14:18:17.272 | 5:01.746 | 12:37.151 | | |

594 Ruben Ferreira Porsche 928 S

H81-MAX Pedro Gordo Gordo Racing Team

| Nº | In Day Time | In Time | Out Time | Pit Time | T. Pit Time | Handicap | Diff. |
|----|--------------|--------------|--------------|----------|-------------|----------|-------|
| 1 | 13:54:56.274 | 13:54:56.274 | 14:01:31.746 | 6:35.472 | 6:35.472 | | |
| 2 | 14:09:33.114 | 14:09:33.114 | 14:10:46.939 | 1:13.825 | 7:49.297 | | |
| 3 | 14:13:08.563 | 14:13:08.563 | 14:18:33.313 | 5:24.750 | 13:14.047 | | |



Circuito de Madrid Jarama - RACE

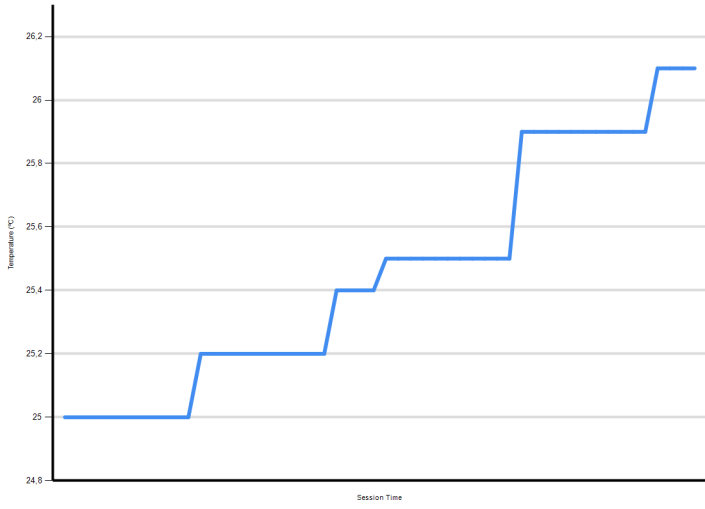
CARRERA 80 - GROUP 1 PORTUGAL

QUALIFYING

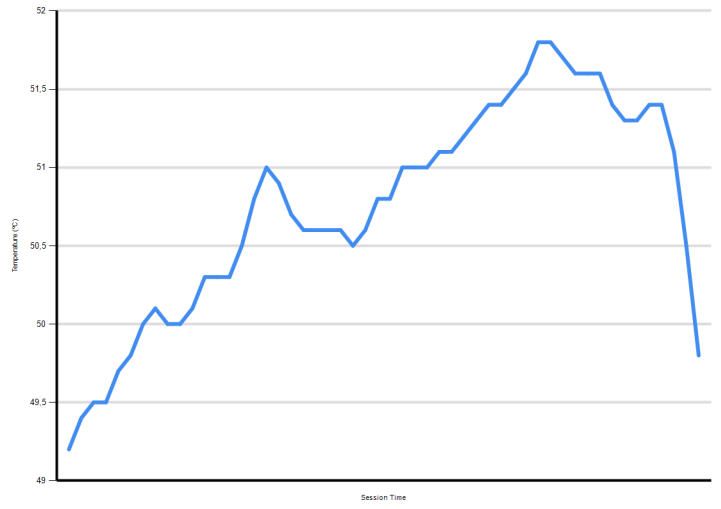
Informe Meteorológico



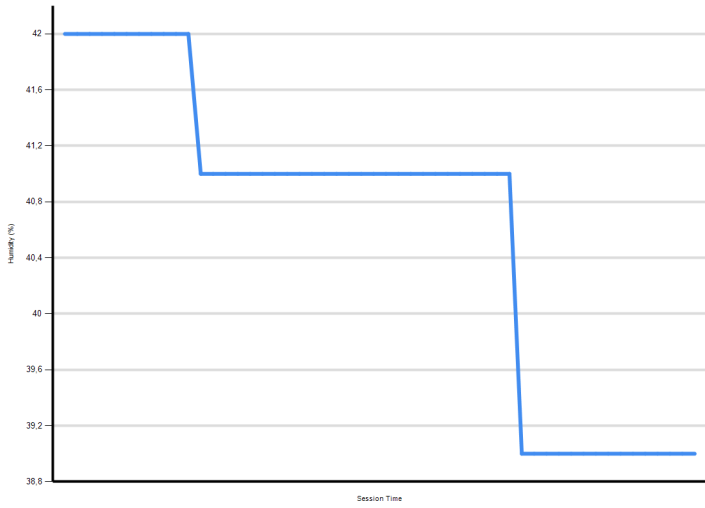
Air Temperature



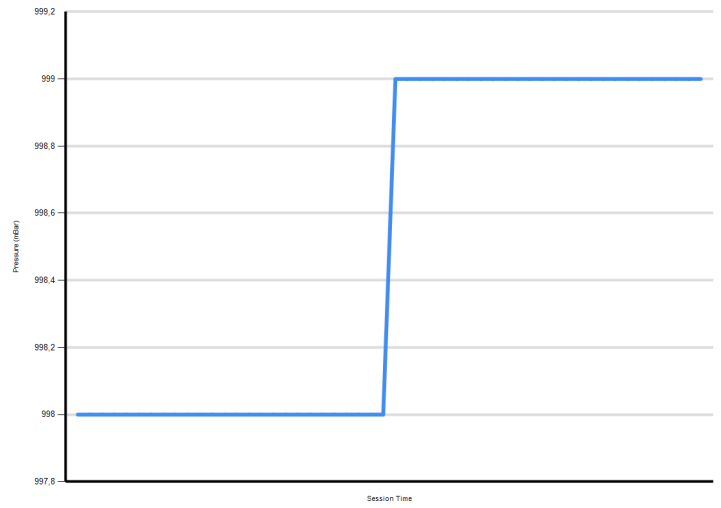
Track Temperature



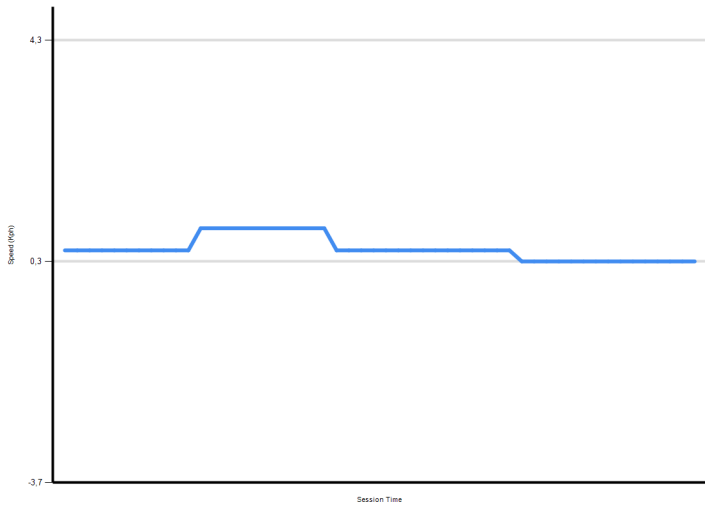
Humidity



Pressure



Wind Speed



Wind direction

