

Circuito de Madrid Jarama - RACE
CARRERA 80 - GROUP 1 PORTUGAL

RACE 2

Resultados Provisionales



Circuito de Madrid Jarama-RACE 3.850 m

Cls	Nº	Entrant/Team	Driver 1	Driver 2	Vehicle	Cat	Cl	Laps	Total Time	Gap	Interval	Km/h	Best	Time	Km/h
1	169	HY Racing	Olivier Muytjens	Brice Pineau	Cobra Daytona	GT COPA	1	20	41:00.665			112.6	12	1:51.311	124.5
2	87	Club Deportivo Elemental Lucena Sport	Kilian Revuelta Rodriguez	Gustavo Castro Rodriguez	BMW M3 E36	GT COPA	2	20	41:47.599	46.934	46.934	110.5	15	1:57.929	117.5
3	7	RP Motorsport	Paulo Lima	José Paradela	BMW E30 M3	T MAX	1	20	42:05.272	1:04.607	17.673	109.7	4	1:51.087	124.7
4	594	Gordo Racing Team	Ruben Ferreira	Pedro Gordo	Porsche 928 S	H81-MAX	1	20	42:11.164	1:10.499	5.892	109.5	3	1:58.680	116.7
5	35	Eficar Team	Teo Antonio Pérez		BMW 325i E36	GT COPA	3	20	42:39.643	1:38.978	28.479	108.2	6	2:01.632	113.9
6	527	RPMotorsport	Pedro Melo	Carlos Dias Pedro	Ford Escort RS 2000	H81-2000	1	20	42:56.712	1:56.047	17.069	107.5	13	2:00.265	115.2
7	573	Peres	André Castro Pinheiro	Ernesto Silva Vieira	Jaguar XJS V12	H81-MAX	2	19	40:56.208	1 Lap	1 Lap	107.2	17	2:00.735	114.7
8	500	RPMotorsport	Nuno Pardalejo	Marcos Ruão	VW Scirocco	H81-1600	1	19	41:13.529	1 Lap	17.321	106.4	13	2:00.887	114.6
9	587	RPMotorsport	Manuel Cabral Menezes	Jorge Petiz	VW Golf GTI	H81-1600	2	19	41:18.253	1 Lap	4.724	106.2	18	2:03.611	112.1
10	57	Garage João Gomes	Jose Maria Perez	Luís Tojeiro	Porsche 968 CS	GT COPA	4	19	41:31.636	1 Lap	13.383	105.6	13	1:59.637	115.8
11	525	RPMotorsport	Pedro Melo	Carlos Gagliardini	VW Golf GTI	H81-1600	3	19	42:42.117	1 Lap	1:10.481	102.7	3	2:06.118	109.8
12	526	RPMotorsport	Hugo Silva	Ivan Mateo Alvarez	VW Golf GTI	H81-1600	4	19	42:54.646	1 Lap	12.529	102.2	14	2:06.267	109.7
13	67	RPMotorsport	João Neves		Toyota Starlet	T 1400	1	18	41:14.979	2 Laps	1 Lap	100.8	17	2:09.999	106.6
14	20	Eficar Team	Juan Alonso Borrás	Jose Antonio Zorrilla	Honda Civic	T 2000	1	18	41:20.083	2 Laps	5.104	100.5	3	2:04.168	111.6
15	554	Samuel Vidal	Samuel Vidal		Ford Escort RS 2000	H81-2000	2	18	41:55.177	2 Laps	35.094	99.1	16	2:05.427	110.5
16	538	Keep on Racing	Rui Moura	Carlos Aniceto	VW Golf GTI MK1	GR2	1	18	42:16.877	2 Laps	21.700	98.3	7	2:08.021	108.2
17	570	RPMotorsport	Félix Ribeiro		Alfa Romeo 1600 GT Junior	H75-1600	1	18	42:19.663	2 Laps	2.786	98.2	18	2:13.079	104.1
18	560	Arantes Competição	João e Vasconcelos	Rui Castro	Datsun 1200 Coupé GX	H71-1300	1	17	41:13.706	3 Laps	1 Lap	95.2	10	2:11.414	105.4
19	567	RPMotorsport	Alberto Xavier	Henrique Xavier	Datsun 1200	Prod Cup	1	17	41:52.428	3 Laps	38.722	93.7	2	2:20.559	98.6
20	565	Luís Santa-Bárbara	Luís Santa-Bárbara	Manuel Almeida	Datsun 1200	Prod Cup	2	17	41:59.969	3 Laps	7.541	93.5	16	2:21.410	98.0
21	58	Filipe Ruão	Filipe Ruão	Pedro Ferreira	Mini	Troféu Mini	1	17	42:58.591	3 Laps	58.622	91.3	3	2:21.864	97.6
22	590	Filipe Gregorio	Filipe Gregorio	Guilherme Gregorio	Datsun 1200	Prod Cup	3	15	43:18.604	5 Laps	2 Laps	80.0	2	2:24.158	96.1
23	549	Centro Clássico	João Mira Gomes	Nuno Afoito	Ford Escort RS 2000	H81-2000	3	14	29:57.497	6 Laps	1 Lap	107.9	10	1:57.613	117.8
24	588	Team Squadra / RPMotorsport	Rafael Cerveira Pinto	Armindo Ferreira	VW Golf GTI	H81-1600	5	13	30:38.337	7 Laps	1 Lap	98.0	12	2:04.095	111.6
Not classified: (Requirements: 50% of number laps of leader = 10 Laps)															
31		Ciudad Ducal	Jaime Artajo de No	Carlos de Miguel Egea	BMW E30 325	T MAX	2								

Fastest lap Lima - Paradela in 1:51.087 at 124.7 Km/h in lap 4

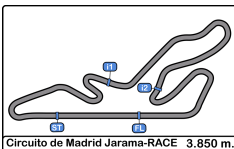
Published at:.....

Track Temp: 38.2 °C Air Temp: 30.7 °C Humidity: 30 % Track Status: SECA

Race Director:

Timekeeper:





Circuito de Madrid Jarama - RACE
CARRERA 80 - GROUP 1 PORTUGAL
RACE 2
Resultados Provisionales por Categoría



GT COPA

Cls	Nº	Entrant/Team	Driver 1	Driver 2	Vehicle	Cat	Cl	Laps	Total Time	Gap	Interval	Km/h	Best	Time	Km/h
1	169	HY Racing	Olivier Muytjens	Brice Pineau	Cobra Daytona	GT COP	1	20	41:00.665			112.6	12	1:51.311	124.5
2	87	Club Deportivo Elemental Lucena Sport	Kilian Revuelta Rodriguez	Gustavo Castro Rodriguez	BMW M3 E36	GT COP	2	20	41:47.599	46.934	46.934	110.5	15	1:57.929	117.5
3	35	Eficar Team	Teo Antonio Pérez		BMW 325i E36	GT COP	3	20	42:39.643	1:38.978	52.044	108.2	6	2:01.632	113.9
4	57	Garage João Gomes	Jose Maria Perez	Luis Tojeiro	Porsche 968 CS	GT COP	4	19	41:31.636	1 Lap	1 Lap	105.6	13	1:59.637	115.8

T MAX

Cls	Nº	Entrant/Team	Driver 1	Driver 2	Vehicle	Cat	Cl	Laps	Total Time	Gap	Interval	Km/h	Best	Time	Km/h
1	7	RP Motorsport	Paulo Lima	José Paradela	BMW E30 M3	T MAX	1	20	42:05.272			109.7	4	1:51.087	124.7

Not classified: (Requirements: 50% of number laps of leader = 10 Laps)

31		Ciudad Ducal	Jaime Artajo de No	Carlos de Miguel Egea	BMW E30 325	T MAX	2								
----	--	--------------	--------------------	-----------------------	-------------	-------	---	--	--	--	--	--	--	--	--

H81-MAX

Cls	Nº	Entrant/Team	Driver 1	Driver 2	Vehicle	Cat	Cl	Laps	Total Time	Gap	Interval	Km/h	Best	Time	Km/h
1	594	Gordo Racing Team	Ruben Ferreira	Pedro Gordo	Porsche 928 S	H81-MA	1	20	42:11.164			109.5	3	1:58.680	116.7
2	573	Peres	André Castro Pinheiro	Ernesto Silva Vieira	Jaguar XJS V12	H81-MA	2	19	40:56.208	1 Lap	1 Lap	107.2	17	2:00.735	114.7

H81-2000

Cls	Nº	Entrant/Team	Driver 1	Driver 2	Vehicle	Cat	Cl	Laps	Total Time	Gap	Interval	Km/h	Best	Time	Km/h
1	527	RPMotorsport	Pedro Melo	Carlos Dias Pedro	Ford Escort RS 2000	H81-200	1	20	42:56.712			107.5	13	2:00.265	115.2
2	554	Samuel Vidal	Samuel Vidal		Ford Escort RS 2000	H81-200	2	18	41:55.177	2 Laps	2 Laps	99.1	16	2:05.427	110.5
3	549	Centro Clássico	João Mira Gomes	Nuno Afoito	Ford Escort RS 2000	H81-200	3	14	29:57.497	6 Laps	4 Laps	107.9	10	1:57.613	117.8

H81-1600

Cls	Nº	Entrant/Team	Driver 1	Driver 2	Vehicle	Cat	Cl	Laps	Total Time	Gap	Interval	Km/h	Best	Time	Km/h
1	500	RPMotorsport	Nuno Pardalejo	Marcos Ruão	VW Scirocco	H81-160	1	19	41:13.529			106.4	13	2:00.887	114.6
2	587	RPMotorsport	Manuel Cabral Menezes	Jorge Petiz	VW Golf GTI	H81-160	2	19	41:18.253	4.724	4.724	106.2	18	2:03.611	112.1
3	525	RPMotorsport	Pedro Melo	Carlos Gagliardini	VW Golf GTI	H81-160	3	19	42:42.117	1:28.588	1:23.864	102.7	3	2:06.118	109.8
4	526	RPMotorsport	Hugo Silva	Ivan Mateo Alvarez	VW Golf GTI	H81-160	4	19	42:54.646	1:41.117	12.529	102.2	14	2:06.267	109.7
5	588	Team Squadra / RPMotorsport	Rafael Cerveira Pinto	Armindo Ferreira	VW Golf GTI	H81-160	5	13	30:38.337	6 Laps	6 Laps	98.0	12	2:04.095	111.6

T 1400

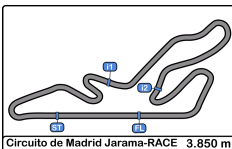
Cls	Nº	Entrant/Team	Driver 1	Driver 2	Vehicle	Cat	Cl	Laps	Total Time	Gap	Interval	Km/h	Best	Time	Km/h
1	67	RPMotorsport	João Neves		Toyota Starlet	T 1400	1	18	41:14.979			100.8	17	2:09.999	106.6

Published at:.....

Track Temp: 38.2 °C Air Temp: 30.7 °C Humidity: 30 % Track Status: SECA

Race Director:	Timekeeper:
-----------------------	--------------------





Circuito de Madrid Jarama - RACE
CARRERA 80 - GROUP 1 PORTUGAL
RACE 2
Resultados Provisionales por Categoría



T 2000															
Cls	Nº	Entrant/Team	Driver 1	Driver 2	Vehicle	Cat	Cl	Laps	Total Time	Gap	Interval	Km/h	Best	Time	Km/h
1	20	Eficar Team	Juan Alonso Borrás	Jose Antonio Zorrilla	Honda Civic	T 2000	1	18	41:20.083			100.5	3	2:04.168	111.6
GR2															
Cls	Nº	Entrant/Team	Driver 1	Driver 2	Vehicle	Cat	Cl	Laps	Total Time	Gap	Interval	Km/h	Best	Time	Km/h
1	538	Keep on Racing	Rui Moura	Carlos Aniceto	VW Golf GTI MK1	GR2	1	18	42:16.877			98.3	7	2:08.021	108.2
H75-1600															
Cls	Nº	Entrant/Team	Driver 1	Driver 2	Vehicle	Cat	Cl	Laps	Total Time	Gap	Interval	Km/h	Best	Time	Km/h
1	570	RPMotorsport	Félix Ribeiro		Alfa Romeo 1600 GT Junior	H75-1600	1	18	42:19.663			98.2	18	2:13.079	104.1
H71-1300															
Cls	Nº	Entrant/Team	Driver 1	Driver 2	Vehicle	Cat	Cl	Laps	Total Time	Gap	Interval	Km/h	Best	Time	Km/h
1	560	Arantes Competição	João e Vasconcelos	Rui Castro	Datsun 1200 Coupé GX	H71-1300	1	17	41:13.706			95.2	10	2:11.414	105.4
Prod Cup															
Cls	Nº	Entrant/Team	Driver 1	Driver 2	Vehicle	Cat	Cl	Laps	Total Time	Gap	Interval	Km/h	Best	Time	Km/h
1	567	RPMotorsport	Alberto Xavier	Henrique Xavier	Datsun 1200	Prod Cup	1	17	41:52.428			93.7	2	2:20.559	98.6
2	565	Luís Santa-Bárbara	Luís Santa-Bárbara	Manuel Almeida	Datsun 1200	Prod Cup	2	17	41:59.969	7.541	7.541	93.5	16	2:21.410	98.0
3	590	Filipe Gregorio	Filipe Gregorio	Guilherme Gregorio	Datsun 1200	Prod Cup	3	15	43:18.604	2 Laps	2 Laps	80.0	2	2:24.158	96.1
Troféu Mini															
Cls	Nº	Entrant/Team	Driver 1	Driver 2	Vehicle	Cat	Cl	Laps	Total Time	Gap	Interval	Km/h	Best	Time	Km/h
1	58	Filipe Ruão	Filipe Ruão	Pedro Ferreira	Mini	Troféu Mi	1	17	42:58.591			91.3	3	2:21.864	97.6

Fastest lap Lima - Paradela in 1:51.087 at 124.7 Km/h in lap 4

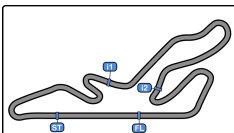
Published at:.....

Track Temp: 38.2 °C Air Temp: 30.7 °C Humidity: 30 % Track Status: SECA

Race Director:

Timekeeper:





Circuito de Madrid Jarama - RACE
CARRERA 80 - GROUP 1 PORTUGAL

RACE 2

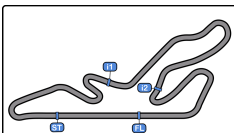
Clasificación Provisional por Vuelta Rápida de Piloto



Circuito de Madrid Jarama-RACE 3.850 m.

Clas	Nº	Entrant/Team	Vehicle	Driver	Status	Cat	Clas	Laps	Best	Time	Gap	Interval	Km/h
1	7	RP Motorsport	BMW E30 M3	Lima - Paradela		T MAX	1	20	4	1:51.087			124.7
2	169	HY Racina	Cobra Daytona	Muvtiens - Pineau		GT CO	1	20	12	1:51.311	0.224	0.224	124.5
3	549	Centro Clássico	Ford Escort RS 2000	Mira Gomes - Afoito		H81-20	1	14	10	1:57.613	6.526	6.302	117.8
4	87	Club Deportivo Elemental Lucena Spo	BMW M3 E36	Revuelta Rodriguez - Castro Rodrique		GT CO	2	20	15	1:57.929	6.842	0.316	117.5
5	594	Gordo Racina Team	Porsche 928 S	Ferreira - Gordo		H81-MA	1	20	3	1:58.680	7.593	0.751	116.7
6	57	Garage João Gomes	Porsche 968 CS	Maria Perez - Toieiro		GT CO	3	19	13	1:59.637	8.550	0.957	115.8
7	527	RPMotorsport	Ford Escort RS 2000	Melo - Dias Pedro		H81-20	2	20	13	2:00.265	9.178	0.628	115.2
8	573	Peres	Jaquar XJS V12	Castro Pinheiro - Silva Vieira		H81-MA	2	19	17	2:00.735	9.648	0.470	114.7
9	500	RPMotorsport	VW Scirroco	Pardaleio - Ruão		H81-16	1	19	13	2:00.887	9.800	0.152	114.6
10	35	Eficar Team	BMW 325i E36	Teo Antonio Pérez		GT CO	4	20	6	2:01.632	10.545	0.745	113.9
11	587	RPMotorsport	VW Golf GTI	Cabral Menezes - Petiz		H81-16	2	19	18	2:03.611	12.524	1.979	112.1
12	588	Team Squadra / RPMotorsport	VW Golf GTI	Cerveira Pinto - Ferreira		H81-16	3	13	12	2:04.095	13.008	0.484	111.6
13	20	Eficar Team	Honda Civic	Alonso Borrás - Antonio Zorrilla		T 2000	1	18	3	2:04.168	13.081	0.073	111.6
14	554	Samuel Vidal	Ford Escort RS 2000	Samuel Vidal		H81-20	3	18	16	2:05.427	14.340	1.259	110.5
15	525	RPMotorsport	VW Golf GTI	Melo - Gaqliardini		H81-16	4	19	3	2:06.118	15.031	0.691	109.8
16	526	RPMotorsport	VW Golf GTI	Silva - Mateo Alvarez		H81-16	5	19	14	2:06.267	15.180	0.149	109.7
17	538	Keep on Racina	VW Golf GTI MK1	Moura - Aniceto		GR2	1	18	7	2:08.021	16.934	1.754	108.2
18	67	RPMotorsport	Tovota Starlet	João Neves		T 1400	1	18	17	2:09.999	18.912	1.978	106.6
19	560	Arantes Competição	Datsun 1200 Coupé GX	e Vasconcelos - Castro		H71-13	1	17	10	2:11.414	20.327	1.415	105.4
20	570	RPMotorsport	Alfa Romeo 1600 GT Junior	Félix Ribeiro		H75-16	1	18	18	2:13.079	21.992	1.665	104.1
21	567	RPMotorsport	Datsun 1200	Xavier - Xavier		Prod Cu	1	17	2	2:20.559	29.472	7.480	98.6
22	565	Luís Santa-Bárbara	Datsun 1200	Santa-Bárbara - Almeida		Prod Cu	2	17	16	2:21.410	30.323	0.851	98.0
23	58	Filipe Ruão	Mini	Ruão - Ferreira		Troféu	1	17	3	2:21.864	30.777	0.454	97.6
24	590	Filipe Gregorio	Datsun 1200	Gregorio - Gregorio		Prod Cu	3	15	2	2:24.158	33.071	2.294	96.1





Circuito de Madrid Jarama - RACE
CARRERA 80 - GROUP 1 PORTUGAL
RACE 2

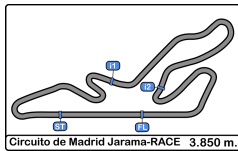
Distancia y Velocidad Media

Circuito de Madrid Jarama-RACE 3.850 m.



Cls	Nº	Entrant/Team	Driver 1	Driver 2	Vehicle	Cat	Cls	Laps	Distance	Total Time	Km/h
1	169	HY Racing	Olivier Muytjens	Brice Pineau	Cobra Daytona	GT COP	1	20	77.00	41:00.665	112.6
2	87	Club Deportivo Elemental Lucena Sport	Kilian Revuelta Rodriguez	Gustavo Castro Rodriguez	BMW M3 E36	GT COP	2	20	77.00	41:47.599	110.5
3	7	RP Motorsport	Paulo Lima	José Paradela	BMW E30 M3	T MAX	1	20	77.00	42:05.272	109.7
4	594	Gordo Racing Team	Ruben Ferreira	Pedro Gordo	Porsche 928 S	H81-MA	1	20	77.00	42:11.164	109.5
5	35	Eficar Team	Teo Antonio Pérez		BMW 325i E36	GT COP	3	20	77.00	42:39.643	108.2
6	527	RPMotorsport	Pedro Melo	Carlos Dias Pedro	Ford Escort RS 2000	H81-200	1	20	77.00	42:56.712	107.5
7	573	Peres	André Castro Pinheiro	Ernesto Silva Vieira	Jaguar XJS V12	H81-MA	2	19	73.15	40:56.208	107.2
8	500	RPMotorsport	Nuno Pardalejo	Marcos Ruão	VW Scirocco	H81-160	1	19	73.15	41:13.529	106.4
9	587	RPMotorsport	Manuel Cabral Menezes	Jorge Petiz	VW Golf GTI	H81-160	2	19	73.15	41:18.253	106.2
10	57	Garage João Gomes	Jose Maria Perez	Luís Tojeiro	Porsche 968 CS	GT COP	4	19	73.15	41:31.636	105.6
11	525	RPMotorsport	Pedro Melo	Carlos Gagliardini	VW Golf GTI	H81-160	3	19	73.15	42:42.117	102.7
12	526	RPMotorsport	Hugo Silva	Ivan Mateo Alvarez	VW Golf GTI	H81-160	4	19	73.15	42:54.646	102.2
13	67	RPMotorsport	João Neves		Toyota Starlet	T 1400	1	18	69.30	41:14.979	100.8
14	20	Eficar Team	Juan Alonso Borrás	Jose Antonio Zorrilla	Honda Civic	T 2000	1	18	69.30	41:20.083	100.5
15	554	Samuel Vidal	Samuel Vidal		Ford Escort RS 2000	H81-200	2	18	69.30	41:55.177	99.1
16	538	Keep on Racing	Rui Moura	Carlos Aniceto	VW Golf GTI MK1	GR2	1	18	69.30	42:16.877	98.3
17	570	RPMotorsport	Félix Ribeiro		Alfa Romeo 1600 GT Junior	H75-160	1	18	69.30	42:19.663	98.2
18	560	Arantes Competição	João e Vasconcelos	Rui Castro	Datsun 1200 Coupé GX	H71-130	1	17	65.45	41:13.706	95.2
19	567	RPMotorsport	Alberto Xavier	Henrique Xavier	Datsun 1200	Prod Cu	1	17	65.45	41:52.428	93.7
20	565	Luís Santa-Bárbara	Luís Santa-Bárbara	Manuel Almeida	Datsun 1200	Prod Cu	2	17	65.45	41:59.969	93.5
21	58	Filipe Ruão	Filipe Ruão	Pedro Ferreira	Mini	Troféu M	1	17	65.45	42:58.591	91.3
22	590	Filipe Gregorio	Filipe Gregorio	Guilherme Gregorio	Datsun 1200	Prod Cu	3	15	57.75	43:18.604	80.0
23	549	Centro Clássico	João Mira Gomes	Nuno Afoito	Ford Escort RS 2000	H81-200	3	14	53.90	29:57.497	107.9
24	588	Team Squadra / RPMotorsport	Rafael Cerveira Pinto	Armindo Ferreira	VW Golf GTI	H81-160	5	13	50.05	30:38.337	98.0
Not classified: (Requirements: 50% of number laps of leader = 10 Laps)											
31		Ciudad Ducal	Jaime Artajo de No	Carlos de Miguel Egea	BMW E30 325	T MAX	2				





Circuito de Madrid Jarama - RACE
CARRERA 80 - GROUP 1 PORTUGAL
RACE 2
Tiempos Por Vuelta



7

Paulo Lima

BMW E30 M3

35

Teo Antonio Pérez

BMW 325i E36

T MAX

José Paradela

RP Motorsport

GT COPA

Eficar Team

Lap	D	Time	Sector 1	Sector 2	Sector 3	T. Spd	Elapsed	Lap	D	Time	Sector 1	Sector 2	Sector 3	T. Spd	Elapsed
1		1:59.003	48.070	38.877	32.056	186.8	1:59.003	1		2:12.510	55.428	42.911	34.171	156.0	2:12.510
2		1:53.883	43.673	38.316	31.894	199.2	3:52.886	2		2:02.918	46.880	41.715	34.323	178.5	4:15.428
3		1:52.080	43.537	37.218	31.325	197.0	5:44.966	3		2:02.647	47.300	41.111	34.236	175.6	6:18.075
4		1:51.087	42.930	37.062	31.095	205.7	7:36.053	4		2:01.719	46.601	41.035	34.083	177.0	8:19.794
5		1:54.144	43.593	38.491	32.060	180.6	9:30.197	5		2:03.212	46.991	42.088	34.133	174.4	10:23.006
6		1:56.456	45.103	38.758	32.595	170.8	11:26.653	6		2:01.632	46.476	40.940	34.216	183.0	12:24.638
7		1:52.586	43.659	37.508	31.419	196.0	13:19.239	7		2:02.503	46.535	41.533	34.435	181.5	14:27.141
8		1:52.716	43.304	37.504	31.908	205.7	15:11.955	8		2:09.142 P	47.246	40.794	41.102	176.4	16:36.283
9		1:53.928	44.817	37.297	31.814	170.3	17:05.883	9		3:27.841	2:12.189	40.999	34.653	88.9	20:04.124
10		1:57.789 P	43.295	36.967	37.527	180.3	19:03.672	10		2:02.506	46.987	41.069	34.450	177.6	22:06.630
11		4:47.529	3:27.271	45.095	35.163	85.8	23:51.201	11		2:02.939	47.397	40.984	34.558	170.8	24:09.569
12		2:07.619	50.065	42.473	35.081	141.9	25:58.820	12		2:03.714	47.550	41.615	34.549	173.3	26:13.283
13		2:04.286	47.392	42.045	34.849	160.4	28:03.106	13		2:03.041	47.600	41.281	34.160	162.4	28:16.324
14		2:01.414	46.984	40.909	33.521	162.1	30:04.520	14		2:02.302	46.998	41.018	34.286	177.9	30:18.626
15		1:58.586	45.637	40.191	32.758	189.1	32:03.106	15		2:05.135	47.910	42.717	34.508	179.7	32:23.761
16		1:59.011	45.297	40.026	33.688	181.2	34:02.117	16		2:02.712	47.160	41.055	34.497	178.5	34:26.473
17		2:01.166	46.261	40.360	34.545	160.9	36:03.283	17		2:02.253	47.274	40.756	34.223	167.1	36:28.726
18		2:03.771	47.211	42.415	34.145	153.8	38:07.054	18		2:03.371	46.987	41.405	34.979	177.6	38:32.097
19		1:58.723	45.813	39.949	32.961	175.3	40:05.777	19		2:03.691	47.543	41.503	34.645	179.7	40:35.788
20		1:59.495	45.042	40.627	33.826	191.1	42:05.272	20		2:03.855	48.355	41.254	34.246	167.7	42:39.643

20

Juan Alonso Borrás

Honda Civic

57

Jose Maria Perez

Porsche 968 CS

T 2000

Jose Antonio Zorrilla

Eficar Team

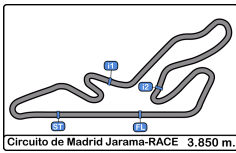
GT COPA

Luis Tojeiro

Garage João Gomes

Lap	D	Time	Sector 1	Sector 2	Sector 3	T. Spd	Elapsed	Lap	D	Time	Sector 1	Sector 2	Sector 3	T. Spd	Elapsed
1		2:15.617	56.601	43.368	35.648	151.4	2:15.617	1		2:15.203	54.896	44.554	35.753	164.6	2:15.203
2		2:08.452	49.274	43.036	36.142	161.4	4:24.069	2		2:10.740	49.146	43.404	38.190	165.1	4:25.943
3		2:04.168	47.346	41.735	35.087	178.5	6:28.237	3		2:07.800	48.914	43.276	35.610	166.4	6:33.743
4		2:08.667	47.766	46.093	34.808	160.2	8:36.904	4		2:06.375	48.650	42.486	35.239	175.6	8:40.118
5		2:10.733	46.923	48.769	35.041	177.6	10:47.637	5		2:05.126	47.391	42.576	35.159	169.8	10:45.244
6		2:09.577	47.309	46.598	35.670	177.3	12:57.214	6		2:03.678	47.301	41.634	34.743	183.9	12:48.922
7		2:05.674	47.940	42.710	35.024	170.0	15:02.888	7		2:04.380	47.148	42.195	35.037	181.8	14:53.302
8		2:05.904	48.083	42.229	35.592	175.3	17:08.792	8		2:13.074 P	47.282	42.058	43.734	181.5	17:06.376
9		2:07.207	47.774	44.202	35.231	170.8	19:15.999	9		4:14.411	2:58.583	41.334	34.494	88.9	21:20.787
10		2:15.953 P	47.788	43.127	45.038	171.7	21:31.952	10		2:01.932	46.655	41.525	33.752	171.7	23:22.719
11		4:44.407	3:18.912	47.300	38.195	66.8	26:16.359	11		2:00.726	46.107	40.555	34.064	176.7	25:23.445
12		2:13.487	50.662	46.180	36.645	156.5	28:29.846	12		2:00.541	46.746	40.522	33.273	180.6	27:23.986
13		2:09.380	49.654	43.389	36.337	164.1	30:39.226	13		1:59.637	45.807	40.297	33.533	183.3	29:23.623
14		2:09.912	49.249	43.803	36.860	170.0	32:49.138	14		2:00.667	45.787	41.210	33.670	178.2	31:24.290
15		2:07.469	48.919	42.780	35.770	171.4	34:56.607	15		2:00.871	46.236	41.036	33.599	182.7	33:25.161
16		2:09.204	49.748	42.887	36.569	169.5	37:05.811	16		2:01.614	46.698	40.474	34.442	174.7	35:26.775
17		2:07.777	49.220	43.315	35.242	169.8	39:13.588	17		2:01.182	46.663	40.837	33.682	180.0	37:27.957
18		2:06.495	48.821	42.902	34.772	173.3	41:20.083	18		2:01.090	46.240	40.886	33.964	179.1	39:29.047
								19		2:02.589	46.992	41.270	34.327	184.9	41:31.636





Circuito de Madrid Jarama - RACE
CARRERA 80 - GROUP 1 PORTUGAL
RACE 2



58

Filipe Ruão

Mini 87

Kilian Revuelta Rodriguez

BMW M3 E36

Troféu Mini

Pedro Ferreira

Filipe Ruão

GT COPA

Gustavo Castro Rodriguez

Club Deportivo Elemental Lucena

Lap	D	Time	Sector 1	Sector 2	Sector 3	T. Spd	Elapsed	Lap	D	Time	Sector 1	Sector 2	Sector 3	T. Spd	Elapsed
1		2:35.801	1:06.849	49.065	39.887	142.8	2:35.801	1		2:05.870	52.378	40.493	32.999	172.2	2:05.870
2		2:22.184	53.926	48.574	39.684	145.9	4:57.985	2		2:00.756	46.769	40.814	33.173	184.6	4:06.626
3		2:21.864	53.935	48.257	39.672	144.0	7:19.849	3		1:58.058	45.218	39.960	32.880	194.2	6:04.684
4		2:22.600	53.522	48.498	40.580	144.7	9:42.449	4		1:59.024	46.124	40.282	32.618	186.8	8:03.708
5		2:27.247	54.582	51.231	41.434	142.2	12:09.696	5		1:58.634	45.203	40.588	32.843	199.6	10:02.342
6		2:30.507	56.753	52.565	41.189	140.4	14:40.203	6		2:00.257	46.011	40.757	33.489	188.8	12:02.599
7		2:30.087	58.238	50.922	40.927	135.6	17:10.290	7		1:58.472	46.104	39.557	32.811	188.4	14:01.071
8		2:21.866	53.649	48.524	39.693	142.6	19:32.156	8		2:01.218	46.390	41.628	33.200	187.5	16:02.289
9		2:34.302 P	54.164	49.028	51.110	139.7	22:06.458	9		1:58.377	45.624	39.705	33.048	190.4	18:00.666
10		4:03.673	2:32.300	50.105	41.268	72.4	26:10.131	10		2:11.282 P	46.106	40.830	44.346	178.8	20:11.948
11		2:25.193	55.496	49.674	40.023	137.4	28:35.324	11		3:09.080	1:56.052	39.948	33.080	94.0	23:21.028
12		2:22.346	53.642	48.712	39.992	142.2	30:57.670	12		2:01.972	45.439	41.174	35.359	177.0	25:23.000
13		2:25.233	55.641	48.755	40.837	113.4	33:22.903	13		1:58.823	45.877	39.849	33.097	190.4	27:21.823
14		2:23.456	54.134	49.126	40.196	138.4	35:46.359	14		1:58.283	45.318	39.549	33.416	189.4	29:20.106
15		2:27.064	56.416	49.248	41.400	133.0	38:13.423	15		1:57.929	44.919	39.985	33.025	192.8	31:18.035
16		2:22.854	54.535	48.571	39.748	136.1	40:36.277	16		1:59.072	45.649	39.900	33.523	180.0	33:17.107
17		2:22.314	53.954	48.568	39.792	144.5	42:58.591	17		1:58.401	45.678	39.480	33.243	185.5	35:15.508
18								18		2:08.230 P	45.673	40.316	42.241	177.9	37:23.738
19								19		2:25.334	1:12.091	39.906	33.337	93.9	39:49.072
20								20		1:58.527	45.171	40.356	33.000	182.7	41:47.599

67

João Neves

Toyota Starlet

Olivier Muytjens

Cobra Daytona

T 1400

RPMotorsport

Lap	D	Time	Sector 1	Sector 2	Sector 3	T. Spd	Elapsed
1		2:24.993	1:02.194	45.643	37.156	151.6	2:24.993
2		2:13.821	51.328	45.000	37.493	162.4	4:38.814
3		2:13.379	50.856	45.100	37.423	162.4	6:52.193
4		2:11.785	51.202	44.161	36.422	158.8	9:03.978
5		2:11.711	49.541	44.526	37.644	163.6	11:15.689
6		2:13.032	51.018	44.901	37.113	157.4	13:28.721
7		2:11.634	50.431	44.137	37.066	159.0	15:40.355
8		2:10.986	49.896	44.267	36.823	159.7	17:51.341
9		2:12.096	50.617	44.728	36.751	156.7	20:03.437
10		2:17.825 P	50.042	44.236	43.547	160.9	22:21.262
11		3:32.822	2:11.482	44.583	36.757	86.3	25:54.084
12		2:12.655	50.341	45.733	36.581	161.1	28:06.739
13		2:12.296	50.518	44.534	37.244	163.3	30:19.035
14		2:11.831	50.215	44.058	37.558	160.4	32:30.866
15		2:12.524	49.528	44.669	38.327	163.6	34:43.390
16		2:11.307	49.999	43.974	37.334	160.2	36:54.697
17		2:09.999	49.927	43.800	36.272	155.6	39:04.696
18		2:10.283	49.431	43.959	36.893	164.3	41:14.979

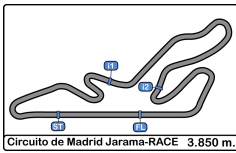
169

Brice Pineau

HY Racing

Lap	D	Time	Sector 1	Sector 2	Sector 3	T. Spd	Elapsed
1		2:05.795	53.370	39.857	32.568	147.3	2:05.795
2		1:57.732	45.901	39.047	32.784	210.9	4:03.527
3		1:54.949	44.218	38.017	32.714	194.9	5:58.476
4		1:54.591	44.015	38.058	32.518	202.6	7:53.067
5		1:56.834	44.293	39.761	32.780	200.3	9:49.901
6		1:55.356	44.338	38.799	32.219	184.9	11:45.257
7		1:56.078	44.881	38.503	32.694	191.1	13:41.335
8		2:01.909 P	44.329	38.786	38.794	197.0	15:43.244
9		3:17.344	2:07.507	37.855	31.982	102.9	19:00.588
10		1:51.955	43.465	37.004	31.486	192.1	20:52.543
11		1:51.954	43.376	36.846	31.732	198.1	22:44.497
12		1:51.311	42.959	36.727	31.625	200.3	24:35.808
13		1:59.499	44.954	40.815	33.730	199.2	26:35.307
14		2:02.953	47.051	41.748	34.154	165.1	28:38.260
15		2:05.624	48.546	43.048	34.030	151.8	30:43.884
16		2:03.390	46.992	42.231	34.167	156.2	32:47.274
17		2:04.516	47.560	41.545	35.411	160.7	34:51.790
18		2:04.103	47.648	42.418	34.037	157.4	36:55.893
19		2:01.225	46.807	41.019	33.399	162.8	38:57.118
20		2:03.547	47.257	41.817	34.473	164.6	41:00.665





Circuito de Madrid Jarama - RACE
CARRERA 80 - GROUP 1 PORTUGAL
RACE 2

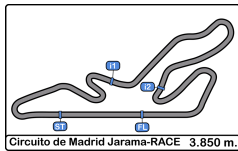


Tiempos Por Vuelta

500							526								
H81-1600			Nuno Pardalejo				VW Scirroco			Hugo Silva					
H81-1600			Marcos Ruão				RPMotorsport			Ivan Mateo Alvarez					
Lap	D	Time	Sector 1	Sector 2	Sector 3	T. Spd	Elapsed	Lap	D	Time	Sector 1	Sector 2	Sector 3	T. Spd	Elapsed
1		2:18.867	58.359	45.043	35.465	136.7	2:18.867	1		2:29.983	1:07.680	46.968	35.335	130.4	2:29.983
2		2:09.162	48.861	44.144	36.157	160.9	4:28.029	2		2:08.794	49.168	44.063	35.563	169.2	4:38.777
3		2:07.674	48.129	43.933	35.612	175.3	6:35.703	3		2:14.051	48.847	50.260	34.944	160.2	6:52.828
4		2:07.588	48.254	43.891	35.443	172.8	8:43.291	4		2:07.478	48.978	43.438	35.062	160.2	9:00.306
5		2:09.198	48.742	44.461	35.995	168.4	10:52.489	5		2:07.013	49.015	42.654	35.344	156.0	11:07.319
6		2:09.919	49.736	44.407	35.776	159.0	13:02.408	6		2:07.572	49.531	42.977	35.064	151.8	13:14.891
7		2:21.019 P	49.836	45.652	45.531	166.9	15:23.427	7		2:06.703	49.411	42.538	34.754	149.1	15:21.594
8		3:23.073	2:05.427	42.412	35.234	87.7	18:46.500	8		2:18.556 P	50.298	42.997	45.261	161.1	17:40.150
9		2:03.387	47.043	41.586	34.758	180.0	20:49.887	9		3:12.620	1:54.529	43.205	34.886	87.3	20:52.770
10		2:03.967	46.972	42.061	34.934	180.6	22:53.854	10		2:06.697	48.933	42.559	35.205	166.6	22:59.467
11		2:02.237	46.879	41.140	34.218	180.3	24:56.091	11		2:06.719	49.349	42.421	34.949	154.7	25:06.186
12		2:01.523	46.436	40.907	34.180	181.8	26:57.614	12		2:07.052	49.293	42.947	34.812	165.1	27:13.238
13		2:00.887	46.202	40.707	33.978	181.8	28:58.501	13		2:06.888	48.927	42.855	35.106	163.3	29:20.126
14		2:02.137	46.263	41.729	34.145	180.9	31:00.638	14		2:06.267	48.507	43.004	34.756	171.4	31:26.393
15		2:00.995	46.415	40.425	34.155	175.6	33:01.633	15		2:06.603	48.755	42.813	35.035	170.0	33:32.996
16		2:04.941	49.721	40.894	34.326	181.8	35:06.574	16		2:18.160 P	49.357	43.193	45.610	160.2	35:51.156
17		2:01.817	46.311	41.498	34.008	179.4	37:08.391	17		2:47.818	1:29.265	43.598	34.955	74.8	38:38.974
18		2:02.157	46.872	40.926	34.359	176.4	39:10.548	18		2:08.559	49.594	43.679	35.286	163.3	40:47.533
19		2:02.981	47.308	41.310	34.363	177.3	41:13.529	19		2:07.113	49.024	43.104	34.985	157.2	42:54.646

525							527								
H81-1600			Pedro Melo				VW Golf GTI			Pedro Melo					
H81-1600			Carlos Gagliardini				RPMotorsport			Carlos Dias Pedro					
Lap	D	Time	Sector 1	Sector 2	Sector 3	T. Spd	Elapsed	Lap	D	Time	Sector 1	Sector 2	Sector 3	T. Spd	Elapsed
1		2:17.408	58.164	43.259	35.985	155.8	2:17.408	1		2:11.572	53.017	43.708	34.847	162.4	2:11.572
2		2:07.137	48.164	43.139	35.834	171.7	4:24.545	2		2:04.927	47.225	42.877	34.825	186.5	4:16.499
3		2:06.118	47.928	43.136	35.054	170.3	6:30.663	3		2:03.646	47.290	41.705	34.651	184.3	6:20.145
4		2:10.423	49.228	43.917	37.278	160.2	8:41.086	4		2:04.443	47.492	41.765	35.186	171.9	8:24.588
5		2:12.995	50.899	45.051	37.045	158.5	10:54.081	5		2:03.388	47.367	41.629	34.392	185.2	10:27.976
6		2:12.560	50.467	44.567	37.526	166.1	13:06.641	6		2:01.087	46.746	40.832	33.509	186.2	12:29.063
7		2:13.106	50.817	45.133	37.156	155.8	15:19.747	7		2:01.515	46.380	40.925	34.210	187.1	14:30.578
8		2:12.876	51.380	44.693	36.803	156.0	17:32.623	8		2:01.387	46.663	40.417	34.307	186.5	16:31.965
9		2:10.476	49.760	43.442	37.274	157.6	19:43.099	9		2:08.577 P	46.655	41.358	40.564	189.4	18:40.542
10		2:16.889 P	49.396	43.514	43.979	163.6	21:59.988	10		3:20.728	2:05.625	40.891	34.212	76.4	22:01.270
11		3:34.386	2:10.674	45.404	38.308	86.8	25:34.374	11		2:01.901	46.524	41.205	34.172	185.8	24:03.171
12		2:12.205	51.174	44.098	36.933	164.8	27:46.579	12		2:01.380	46.309	40.831	34.240	187.5	26:04.551
13		2:09.780	49.273	43.461	37.046	165.1	29:56.359	13		2:00.265	45.792	40.521	33.952	190.1	28:04.816
14		2:08.897	49.489	43.075	36.333	164.8	32:05.256	14		2:01.175	46.519	40.594	34.062	179.7	30:05.991
15		2:08.155	49.445	42.918	35.792	166.1	34:13.411	15		2:02.356	47.080	41.535	33.741	190.4	32:08.347
16		2:07.426	48.742	42.782	35.902	167.7	36:20.837	16		2:01.551	46.360	40.739	34.452	187.1	34:09.898
17		2:07.527	48.833	42.729	35.965	166.6	38:28.364	17		2:13.922 P	48.103	44.728	41.091	176.1	36:23.820
18		2:06.472	48.243	42.853	35.376	166.4	40:34.836	18		2:23.291	1:06.882	41.758	34.651	96.0	38:47.111
19		2:07.281	49.899	42.265	35.117	166.9	42:42.117	19		2:05.326	47.408	41.993	35.925	170.8	40:52.437
								20		2:04.275	47.695	41.695	34.885	173.3	42:56.712





Circuito de Madrid Jarama - RACE
CARRERA 80 - GROUP 1 PORTUGAL
RACE 2



Tiempos Por Vuelta

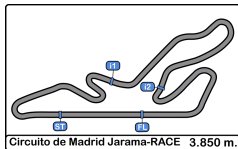
538 Rui Moura VW Golf GTI MK1 **554** Samuel Vidal Ford Escort RS 2000
 GR2 Carlos Aniceto Keep on Racing H81-2000 Samuel Vidal

Lap	D	Time	Sector 1	Sector 2	Sector 3	T. Spd	Elapsed	Lap	D	Time	Sector 1	Sector 2	Sector 3	T. Spd	Elapsed
1		2:34.267 P	59.216	47.235	47.816	139.8	2:34.267	1		2:19.901	58.651	45.550	35.700	144.9	2:19.901
2		2:58.519	1:37.836	45.239	35.444	81.0	5:32.786	2		2:08.755	48.724	43.996	36.035	154.7	4:28.656
3		2:09.708	49.338	44.782	35.588	163.8	7:42.494	3		2:09.158	49.350	44.232	35.576	149.7	6:37.814
4		2:09.902	49.360	44.824	35.718	162.8	9:52.396	4		2:08.958	49.318	43.774	35.866	152.3	8:46.772
5		2:09.084	48.586	44.730	35.768	175.8	12:01.480	5		2:07.809	49.333	43.406	35.070	148.5	10:54.581
6		2:08.407	49.489	43.573	35.345	170.8	14:09.887	6		2:08.227	48.718	44.056	35.453	160.9	13:02.808
7		2:08.021	48.787	43.643	35.591	173.3	16:17.908	7		2:06.449	48.268	43.370	34.811	155.8	15:09.257
8		2:09.577	49.272	44.444	35.861	170.6	18:27.485	8		2:19.349 P	49.401	43.896	46.052	156.0	17:28.606
9		2:18.438 P	49.071	43.868	45.499	173.6	20:45.923	9		3:37.201 P	2:04.384	47.690	45.127	84.7	21:05.807
10		3:34.757	2:14.663	43.796	36.298	80.8	24:20.680	10		3:01.312	1:39.105	46.111	36.096	85.9	24:07.119
11		2:10.462	48.834	44.552	37.076	157.8	26:31.142	11		2:11.290	49.542	45.703	36.045	151.6	26:18.409
12		2:14.687	52.075	44.477	38.135	170.0	28:45.829	12		2:09.343	48.900	45.064	35.379	148.9	28:27.752
13		2:12.968	50.434	45.988	36.546	154.9	30:58.797	13		2:07.542	49.138	43.403	35.001	144.5	30:35.294
14		2:13.845	51.052	45.357	37.436	147.9	33:12.642	14		2:06.533	48.611	43.141	34.781	148.5	32:41.827
15		2:17.809	53.333	46.092	38.384	142.6	35:30.451	15		2:06.412	48.193	43.454	34.765	156.2	34:48.239
16		2:18.248	52.631	47.342	38.275	152.3	37:48.699	16		2:05.427	48.285	42.694	34.448	155.8	36:53.666
17		2:16.081	51.642	46.787	37.652	128.4	40:04.780	17		2:18.166 P	49.616	43.308	45.242	150.2	39:11.832
18		2:12.097	50.835	44.639	36.623	156.2	42:16.877	18		2:43.345	1:25.783	42.924	34.638	87.8	41:55.177

549 João Mira Gomes Ford Escort RS 2000 **560** João e Vasconcelos Datsun 1200 Coupé GX
 H81-2000 Nuno Afoito Centro Clássico H71-1300 Rui Castro Arantes Competição

Lap	D	Time	Sector 1	Sector 2	Sector 3	T. Spd	Elapsed	Lap	D	Time	Sector 1	Sector 2	Sector 3	T. Spd	Elapsed
1		2:05.355	52.088	39.920	33.347	175.8	2:05.355	1		2:29.133	1:02.130	48.897	38.106	153.8	2:29.133
2		2:00.491	47.064	40.246	33.181	195.2	4:05.846	2		2:16.190	51.651	46.800	37.739	159.5	4:45.323
3		1:58.376	45.635	39.432	33.309	192.8	6:04.222	3		2:15.265	51.360	46.426	37.479	159.0	7:00.588
4		1:58.569	46.409	39.460	32.700	196.0	8:02.791	4		2:15.466	51.438	46.354	37.674	156.2	9:16.054
5		1:57.805	45.660	39.476	32.669	197.4	10:00.596	5		2:17.062	52.261	47.261	37.540	151.2	11:33.116
6		1:58.751	44.998	40.249	33.504	193.8	11:59.347	6		2:15.436	51.366	46.730	37.340	156.7	13:48.552
7		1:57.934	45.521	39.435	32.978	191.8	13:57.281	7		2:28.552 P	51.302	46.309	50.941	155.1	16:17.104
8		1:58.082	44.999	39.568	33.515	192.8	15:55.363	8		3:48.154	2:24.178	46.159	37.817	86.4	20:05.258
9		1:57.692	45.338	39.171	33.183	187.1	17:53.055	9		2:11.786	50.749	44.643	36.394	157.4	22:17.044
10		1:57.613	45.322	39.428	32.863	178.5	19:50.668	10		2:11.414	50.686	44.476	36.252	157.2	24:28.458
11		2:06.266 P	46.134	40.037	40.095	192.5	21:56.934	11		2:11.721	50.737	44.651	36.333	157.4	26:40.179
12		3:26.022	2:08.071	42.117	35.834	85.1	25:22.956	12		2:12.312	50.245	44.881	37.186	161.9	28:52.491
13		2:07.732	49.535	42.251	35.946	164.6	27:30.688	13		2:21.043	51.181	48.978	40.884	158.3	31:13.534
14		2:26.809 P	47.593	42.056	57.160	182.7	29:57.497	14		2:30.053	55.576	53.873	40.604	135.8	33:43.587
								15		2:31.416	57.613	53.380	40.423	126.0	36:15.003
								16		2:31.082	57.016	53.587	40.479	141.9	38:46.085
								17		2:27.621	55.233	52.369	40.019	138.6	41:13.706





Circuito de Madrid Jarama - RACE
CARRERA 80 - GROUP 1 PORTUGAL
RACE 2

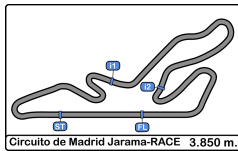


Tiempos Por Vuelta

565							570							
Luis Santa-Bárbara							Félix Ribeiro							
Prod Cup							RPMotorsport							
Lap	D	Time	Sector 1	Sector 2	Sector 3	T. Spd	Lap	D	Time	Sector 1	Sector 2	Sector 3	T. Spd	Elapsed
1		2:39.402	1:08.895	50.225	40.282	144.1	1		2:27.019	1:03.363	46.067	37.589	145.7	2:27.019
2		2:22.759	53.733	49.064	39.962	143.8	2		2:16.194	51.718	46.595	37.881	165.3	4:43.213
3		2:21.722	53.406	48.782	39.534	144.7	3		2:15.124	51.404	45.889	37.831	161.6	6:58.337
4		2:21.946	53.519	49.007	39.420	141.1	4		2:14.744	50.994	45.711	38.039	167.4	9:13.081
5		2:23.263	53.718	49.029	40.516	141.5	5		2:15.706	51.671	45.982	38.053	162.6	11:28.787
6		2:22.285	53.635	49.071	39.579	139.8	6		2:15.368	51.298	46.198	37.872	159.7	13:44.155
7		2:21.822	53.312	48.984	39.526	141.9	7		2:16.493	51.666	46.533	38.294	164.3	16:00.648
8		2:25.892 P	53.534	48.596	43.762	138.6	8		2:24.668 P	52.412	46.127	46.129	156.0	18:25.316
9		3:42.430	2:13.529	49.069	39.832	78.2	9		3:37.983	2:11.420	46.950	39.613	84.3	22:03.299
10		2:23.898	53.327	49.745	40.826	141.7	10		2:17.028	51.924	46.721	38.383	161.4	24:20.327
11		2:21.829	53.377	48.897	39.555	142.8	11		2:17.732	52.437	46.810	38.485	147.9	26:38.059
12		2:21.995	53.307	48.997	39.691	142.1	12		2:14.816	50.673	45.057	39.086	164.8	28:52.875
13		2:23.146	53.514	50.053	39.579	140.9	13		2:13.393	50.816	45.441	37.136	163.8	31:06.268
14		2:22.203	53.296	49.508	39.399	142.8	14		2:14.587	51.202	45.188	38.197	158.8	33:20.855
15		2:22.488	54.025	49.174	39.289	140.8	15		2:15.764	51.925	45.675	38.164	165.3	35:36.619
16		2:21.410	53.685	48.664	39.061	140.6	16		2:14.825	51.321	45.618	37.886	168.2	37:51.444
17		2:21.479	53.663	48.777	39.039	141.1	17		2:15.140	51.608	45.437	38.095	144.7	40:06.584
18							18		2:13.079	50.307	44.993	37.779	162.6	42:19.663

567							573							
Alberto Xavier							André Castro Pinheiro							
Prod Cup							Peres							
Lap	D	Time	Sector 1	Sector 2	Sector 3	T. Spd	Lap	D	Time	Sector 1	Sector 2	Sector 3	T. Spd	Elapsed
1		2:32.923	1:05.132	48.383	39.408	146.7	1		2:15.682	55.926	44.817	34.939	150.4	2:15.682
2		2:20.559	53.336	47.906	39.317	148.7	2		2:02.505	46.716	41.489	34.300	175.3	4:18.187
3		2:24.455	54.357	49.438	40.660	144.1	3		2:02.037	46.932	41.255	33.850	165.3	6:20.224
4		2:21.937	54.284	48.481	39.172	142.8	4		2:01.497	46.435	40.865	34.197	169.8	8:21.721
5		2:21.548	53.438	48.741	39.369	142.8	5		2:02.522	46.971	41.469	34.082	174.7	10:24.243
6		2:21.273	53.456	48.234	39.583	146.7	6		2:02.812	46.982	41.756	34.074	175.8	12:27.055
7		2:22.907	54.748	48.209	39.950	141.3	7		2:02.406	46.566	41.723	34.117	180.9	14:29.461
8		2:28.446 P	54.109	49.600	44.737	139.5	8		2:02.140	46.815	40.913	34.412	182.7	16:31.601
9		3:40.871	2:12.339	49.307	39.225	84.2	9		2:03.620	47.505	42.040	34.075	179.1	18:35.221
10		2:20.798	53.509	48.150	39.139	144.5	10		2:12.789 P	46.880	41.708	44.201	177.3	20:48.010
11		2:22.327	54.789	48.519	39.019	142.2	11		3:25.602	2:09.420	42.169	34.013	85.9	24:13.612
12		2:21.164	53.705	48.614	38.845	143.0	12		2:03.287	46.579	42.276	34.432	186.2	26:16.899
13		2:22.771	54.910	48.714	39.147	143.8	13		2:01.679	46.552	41.251	33.876	181.2	28:18.578
14		2:22.256	53.834	48.689	39.733	143.8	14		2:02.028	46.534	41.042	34.452	180.0	30:20.606
15		2:21.888	53.711	48.566	39.611	145.1	15		2:03.506	46.470	42.643	34.393	179.4	32:24.112
16		2:23.231	54.429	49.423	39.379	140.2	16		2:02.490	47.115	41.279	34.096	170.0	34:26.602
17		2:23.074	54.353	49.466	39.255	143.0	17		2:00.735	46.014	40.804	33.917	182.4	36:27.337
18							18		2:05.125	46.846	42.462	35.817	183.9	38:32.462
19							19		2:23.746	51.094	48.224	44.428	154.5	40:56.208
20							20			1:10.336			123.5	





Circuito de Madrid Jarama - RACE
CARRERA 80 - GROUP 1 PORTUGAL
RACE 2



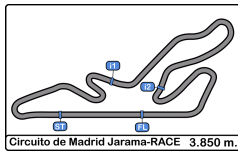
Tiempos Por Vuelta

587 Manuel Cabral Menezes							594 Ruben Ferreira									
H81-1600			Jorge Petiz				RPMotorsport			H81-MAX			Pedro Gordo			
Lap	D	Time	Sector 1	Sector 2	Sector 3	T. Spd	Elapsed	Lap	D	Time	Sector 1	Sector 2	Sector 3	T. Spd	Elapsed	
1		2:16.907	55.687	44.649	36.571	165.8	2:16.907	1		2:04.503	51.378	39.650	33.475	188.4	2:04.503	
2		2:06.902	48.457	42.802	35.643	178.5	4:23.809	2		2:00.239	46.466	40.128	33.645	188.8	4:04.742	
3		2:06.078	49.199	41.900	34.979	175.6	6:29.887	3		1:58.680	46.006	39.359	33.315	190.1	6:03.422	
4		2:06.284	47.721	43.579	34.984	175.8	8:36.171	4		1:58.689	45.916	39.538	33.235	188.1	8:02.111	
5		2:03.897	47.422	41.826	34.649	174.7	10:40.068	5		1:59.673	46.562	40.202	32.909	198.1	10:01.784	
6		2:05.058	48.185	42.143	34.730	174.1	12:45.126	6		1:59.598	45.954	39.824	33.820	183.0	12:01.382	
7		2:04.817	48.118	41.744	34.955	169.8	14:49.943	7		1:58.999	46.203	39.565	33.231	190.8	14:00.381	
8		2:06.143	47.431	41.738	36.974	169.2	16:56.086	8		2:00.819	46.614	40.649	33.556	180.0	16:01.200	
9		2:05.113	47.561	42.386	35.166	168.7	19:01.199	9		1:58.822	45.969	39.595	33.258	195.2	18:00.022	
10		2:09.795 P	47.605	41.831	40.359	172.5	21:10.994	10		1:59.039	46.171	39.843	33.025	179.1	19:59.061	
11		3:27.112	2:08.025	43.148	35.939	90.9	24:38.106	11		1:58.972	45.913	39.633	33.426	190.1	21:58.033	
12		2:06.615	48.431	42.780	35.404	177.3	26:44.721	12		2:03.769 P	45.733	40.055	37.981	193.8	24:01.802	
13		2:04.994	47.875	41.993	35.126	177.6	28:49.715	13		3:27.774	2:10.122	42.239	35.413	78.0	27:29.576	
14		2:06.670	47.913	43.388	35.369	176.4	30:56.385	14		2:03.972	47.303	41.893	34.776	188.4	29:33.548	
15		2:05.111	47.974	42.231	34.906	175.8	33:01.496	15		2:06.646	49.301	42.129	35.216	191.1	31:40.194	
16		2:04.923	47.745	42.171	35.007	175.8	35:06.419	16		2:06.289	48.946	42.354	34.989	188.1	33:46.483	
17		2:03.767	47.469	41.628	34.670	175.0	37:10.186	17		2:06.625	48.318	42.615	35.692	178.2	35:53.108	
18		2:03.611	47.255	41.689	34.667	178.5	39:13.797	18		2:06.206	47.782	42.681	35.743	188.4	37:59.314	
19		2:04.456	47.920	41.755	34.781	178.2	41:18.253	19		2:05.442	48.386	41.814	35.242	176.4	40:04.756	
20								20		2:06.408	47.918	42.485	36.005	186.5	42:11.164	

588 Rafael Cerveira Pinto							
H81-1600			Armindo Ferreira				
Lap	D	Time	Sector 1	Sector 2	Sector 3	T. Spd	Elapsed
1		2:18.072	57.421	43.785	36.866	148.1	2:18.072
2		2:09.824	48.729	44.183	36.912	161.1	4:27.896
3		2:13.569	49.966	45.844	37.759	166.4	6:41.465
4		2:17.877	52.391	46.393	39.093	152.7	8:59.342
5		2:24.042	53.523	49.183	41.336	144.1	11:23.384
6		2:24.673	55.158	48.759	40.756	128.8	13:48.057
7		2:35.337 P	56.595	51.038	47.704	132.5	16:23.394
8		3:26.601	2:08.440	43.064	35.097	89.4	19:49.995
9		2:04.747	47.899	41.968	34.880	174.4	21:54.742
10		2:04.993	47.649	42.551	34.793	173.9	23:59.735
11		2:04.429	47.308	42.338	34.783	173.6	26:04.164
12		2:04.095	47.664	41.944	34.487	167.4	28:08.259
13		2:30.078 P	48.248	48.367	53.463	167.4	30:38.337

590 Filipe Gregorio							
Prod Cup			Guilherme Gregorio				
Lap	D	Time	Sector 1	Sector 2	Sector 3	T. Spd	Elapsed
1		2:37.760	1:07.220	51.355	39.185	133.3	2:37.760
2		2:24.158	54.795	49.268	40.095	128.7	5:01.918
3		2:25.376	54.593	49.233	41.550	128.4	7:27.294
4		2:28.924	56.678	52.222	40.024	109.6	9:56.218
5		2:37.091 P	58.210	51.611	47.270	100.9	12:33.309
6		3:44.592	2:05.425	53.031	46.136	79.0	16:17.901
7		2:32.474	55.822	54.198	42.454	131.7	18:50.375
8		2:42.972 P	57.811	55.343	49.818	115.7	21:33.347
9		4:14.215	2:31.044	54.520	48.651	77.0	25:47.562
10		2:39.614	58.454	58.086	43.074	113.9	28:27.176
11		2:51.058 P	58.891	1:03.989	48.178	97.2	31:18.234
12		3:37.580	1:48.868	59.635	49.077	75.4	34:55.814
13		2:45.844	1:00.272	1:03.520	42.052	95.0	37:41.658
14		2:47.028	1:03.005	57.730	46.293	81.3	40:28.686
15		2:49.918	1:01.047	1:04.182	44.689	85.4	43:18.604





Circuito de Madrid Jarama - RACE
CARRERA 80 - GROUP 1 PORTUGAL



RACE 2

Análisis

Circuito de Madrid Jarama-RACE 3.850 m.

Num	Lap Time	Gap
Lap 1		
7	1:59.003	
594	2:04.503	05.500
549	2:05.355	06.352
169	2:05.795	06.792
87	2:05.870	06.867
527	2:11.572	12.569
35	2:12.510	13.507
57	2:15.203	16.200
20	2:15.617	16.614
573	2:15.682	16.679
587	2:16.907	17.904
525	2:17.408	18.405
588	2:18.072	19.069
500	2:18.867	19.864
554	2:19.901	20.898
67	2:24.993	25.990
570	2:27.019	28.016
560	2:29.133	30.130
526	2:29.983	30.980
567	2:32.923	33.920
538	2:34.267	35.264
58	2:35.801	36.798
590	2:37.760	38.757
565	2:39.402	40.399
Num Lap Time Gap		
Lap 2		
7	1:53.883	
169	1:57.732	10.641
594	2:00.239	11.856
549	2:00.491	12.960
87	2:00.756	13.740
35	2:02.918	22.542
527	2:04.927	23.613
573	2:02.505	25.301
587	2:06.902	30.923
20	2:08.452	31.183
525	2:07.137	31.659
57	2:10.740	33.057
588	2:09.824	35.010
500	2:09.162	35.143
554	2:08.755	35.770
526	2:08.794	45.891
67	2:13.821	45.928
570	2:16.194	50.327
560	2:16.190	52.437
567	2:20.559	1:00.596
58	2:22.184	1:05.099
590	2:24.158	1:09.032
565	2:22.759	1:09.275
538	2:58.519	1:39.900
Num Lap Time Gap		
Lap 3		
7	1:52.080	
169	1:54.949	13.510
594	1:58.680	18.456

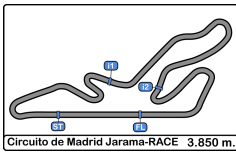
Num	Lap Time	Gap
549	1:58.376	19.256
87	1:58.058	19.718
35	2:02.647	33.109
527	2:03.646	35.179
573	2:02.037	35.258
20	2:04.168	43.271
587	2:06.078	44.921
525	2:06.118	45.697
57	2:07.800	48.777
500	2:07.674	50.737
554	2:09.158	52.848
588	2:13.569	56.499
67	2:13.379	1:07.227
526	2:14.051	1:07.862
570	2:15.124	1:13.371
560	2:15.265	1:15.622
567	2:24.455	1:32.971
58	2:21.864	1:34.883
565	2:21.722	1:38.917
590	2:25.376	1:42.328
Num Lap Time Gap		
Lap 4		
7	1:51.087	
538	2:09.708	1 Lap
169	1:54.591	17.014
594	1:58.689	26.058
549	1:58.569	26.738
87	1:59.024	27.655
35	2:01.719	43.741
573	2:01.497	45.668
527	2:04.443	48.535
587	2:06.284	1:00.118
20	2:08.667	1:00.851
57	2:06.375	1:04.065
525	2:10.423	1:05.033
500	2:07.588	1:07.238
554	2:08.958	1:10.719
588	2:17.877	1:23.289
526	2:07.478	1:24.253
67	2:11.785	1:27.925
570	2:14.744	1:37.028
560	2:15.466	1:40.001
Num Lap Time Gap		
Lap 5		
7	1:54.144	
567	2:21.937	1 Lap
58	2:22.600	1 Lap
565	2:21.946	1 Lap
169	1:56.834	19.704
538	2:09.902	1 Lap
590	2:28.924	1 Lap
549	1:57.805	30.399
594	1:59.673	31.587
87	1:58.634	32.145
35	2:03.212	52.809
573	2:02.522	54.046
527	2:03.388	57.779

Num	Lap Time	Gap
587	2:03.897	1:09.871
57	2:05.126	1:15.047
20	2:10.733	1:17.440
500	2:09.198	1:22.292
525	2:12.995	1:23.884
554	2:07.809	1:24.384
526	2:07.013	1:37.122
67	2:11.711	1:45.492
588	2:24.042	1:53.187
Num Lap Time Gap		
Lap 6		
7	1:56.456	
570	2:15.706	1 Lap
560	2:17.062	1 Lap
169	1:55.356	18.604
549	1:58.751	32.694
594	1:59.598	34.729
567	2:21.548	1 Lap
538	2:09.084	1 Lap
87	2:00.257	35.946
565	2:23.263	1 Lap
58	2:27.247	1 Lap
35	2:01.632	57.985
573	2:02.812	1:00.402
527	2:01.087	1:02.410
590	2:37.091	1 Lap
587	2:05.058	1:18.473
57	2:03.678	1:22.269
20	2:09.577	1:30.561
500	2:09.919	1:35.755
554	2:08.227	1:36.155
525	2:12.560	1:39.988
526	2:07.572	1:48.238
Num Lap Time Gap		
Lap 7		
7	1:52.586	
67	2:13.032	1 Lap
169	1:56.078	22.096
570	2:15.368	1 Lap
588	2:24.673	1 Lap
560	2:15.436	1 Lap
549	1:57.934	38.042
594	1:58.999	41.142
87	1:58.472	41.832
538	2:08.407	1 Lap
567	2:21.273	1 Lap
35	2:02.503	1:07.902
573	2:02.406	1:10.222
527	2:01.515	1:11.339
565	2:22.285	1 Lap
58	2:30.507	1 Lap
587	2:04.817	1:30.704
57	2:04.380	1:34.063
20	2:05.674	1:43.649
554	2:06.449	1:50.018

Num	Lap Time	Gap
Lap 8		
7	1:52.716	
525	2:13.106	1 Lap
526	2:06.703	1 Lap
500	2:21.019	1 Lap
67	2:11.634	1 Lap
169	2:01.909	31.289
549	1:58.082	43.408
570	2:16.493	1 Lap
594	2:00.819	49.245
87	2:01.218	50.334
560	2:28.552	1 Lap
590	3:44.592	2 Laps
538	2:08.021	1 Lap
588	2:35.337	1 Lap
573	2:02.140	1:19.646
527	2:01.387	1:20.010
35	2:09.142	1:24.328
567	2:22.907	1 Lap
565	2:21.822	1 Lap
587	2:06.143	1:44.131
Num Lap Time Gap		
Lap 9		
7	1:53.928	
57	2:13.074	1 Lap
20	2:05.904	1 Lap
58	2:30.087	2 Laps
554	2:19.349	1 Lap
525	2:12.876	1 Lap
526	2:18.556	1 Lap
67	2:10.986	1 Lap
549	1:57.692	47.172
594	1:58.822	54.139
87	1:58.377	54.783
570	2:24.668	1 Lap
538	2:09.577	1 Lap
573	2:03.620	1:29.338
527	2:08.577	1:34.659
500	3:23.073	1 Lap
590	2:32.474	2 Laps
169	3:17.344	1:54.705
587	2:05.113	1:55.316
Num Lap Time Gap		
Lap 10		
7	1:57.789	
567	2:28.446	2 Laps
20	2:07.207	1 Lap
565	2:25.892	2 Laps
58	2:21.866	2 Laps
525	2:10.476	1 Lap
588	3:26.601	2 Laps
549	1:57.613	46.996
594	1:59.039	55.389
67	2:12.096	1 Lap
35	3:27.841	1 Lap
560	3:48.154	2 Laps

Num	Lap Time	Gap
87	2:11.282	1:08.276
538	2:18.438	1 Lap
573	2:12.789	1:44.338
500	2:03.387	1 Lap
169	1:51.955	1:48.871
526	3:12.620	1 Lap
554	3:37.201	1 Lap
587	2:09.795	2:07.322
57	4:14.411	1 Lap
20	2:15.953	2:28.280
590	2:42.972	2 Laps
588	2:04.747	1 Lap
Num Lap Time Gap		
Lap 11		
549	2:06.266	
594	1:58.972	01.099
525	2:16.889	1 Lap
527	3:20.728	1 Lap
570	3:37.983	2 Laps
58	2:34.302	2 Laps
35	2:02.506	1 Lap
560	2:11.786	2 Laps
67	2:17.825	1 Lap
169	1:51.954	47.563
500	2:03.967	1 Lap
567	3:40.871	2 Laps
526	2:06.697	1 Lap
565	3:42.430	2 Laps
87	3:09.080	1:24.094
57	2:01.932	1 Lap
7	4:47.529	1:54.267
588	2:04.993	1 Lap
Num Lap Time Gap		
Lap 12		
594	2:03.769	
527	2:01.901	1 Lap
554	3:01.312	2 Laps
35	2:02.939	1 Lap
573	3:25.602	1 Lap
570	2:17.028	2 Laps
538	3:34.757	2 Laps
560	2:11.414	2 Laps
169	1:51.311	34.006
587	3:27.112	1 Lap
500	2:02.237	1 Lap
526	2:06.719	1 Lap
567	2:20.798	2 Laps
549	3:26.022	1:21.154
87	2:01.972	1:21.198
57	2:00.726	1 Lap
565	2:23.898	2 Laps
525	3:34.386	1 Lap
590	4:14.215	3 Laps
67	3:32.822	1 Lap
7	2:07.619	1:57.018
588	2:04.429	1 Lap
527	2:01.380	2:02.749





Circuito de Madrid Jarama - RACE
CARRERA 80 - GROUP 1 PORTUGAL



RACE 2

Análisis

Num	Lap Time	Gap
58	4:03.673	2 Laps
35	2:03.714	2:11.481
20	4:44.407	1 Lap
573	2:03.287	2:15.097
554	2:11.290	1 Lap
538	2:10.462	1 Lap

Num	Lap Time	Gap
-----	----------	-----

Lap 13

169	1:59.499	
570	2:17.732	2 Laps
560	2:11.721	2 Laps
587	2:06.615	1 Lap
500	2:01.523	1 Lap
526	2:07.052	1 Lap
87	1:58.823	46.516
57	2:00.541	1 Lap
594	3:27.774	54.269
549	2:07.732	55.381
567	2:22.327	2 Laps
525	2:12.205	1 Lap
565	2:21.829	2 Laps
7	2:04.286	1:27.799
527	2:00.265	1:29.509
67	2:12.655	1 Lap
588	2:04.095	1 Lap
35	2:03.041	1:41.017
573	2:01.679	1:43.271
590	2:39.614	3 Laps
554	2:09.343	1 Lap
20	2:13.487	1 Lap
58	2:25.193	2 Laps

Num	Lap Time	Gap
-----	----------	-----

Lap 14

169	2:02.953	
538	2:14.687	2 Laps
587	2:04.994	1 Lap
560	2:12.312	2 Laps
570	2:14.816	2 Laps
500	2:00.887	1 Lap
87	1:58.283	41.846
526	2:06.888	1 Lap
57	1:59.637	1 Lap
594	2:03.972	55.288
525	2:09.780	1 Lap
549	2:26.809	1:19.237
567	2:21.164	2 Laps
7	2:01.414	1:26.260
527	2:01.175	1:27.731
565	2:21.995	2 Laps
35	2:02.302	1:40.366
67	2:12.296	1 Lap
573	2:02.028	1:42.346
554	2:07.542	1 Lap
588	2:30.078	1 Lap
20	2:09.380	1 Lap

Num	Lap Time	Gap
-----	----------	-----

Num	Lap Time	Gap
-----	----------	-----

Lap 15

169	2:05.624	
587	2:06.670	1 Lap
58	2:22.346	3 Laps
538	2:12.968	2 Laps
500	2:02.137	1 Lap
570	2:13.393	2 Laps
560	2:21.043	2 Laps
87	1:57.929	34.151
590	2:51.058	4 Laps
57	2:00.667	1 Lap
526	2:06.267	1 Lap
594	2:06.646	56.310
7	1:58.586	1:19.222
525	2:08.897	1 Lap
527	2:02.356	1:24.463
567	2:22.771	2 Laps
35	2:05.135	1:39.877
573	2:03.506	1:40.228
67	2:11.831	1 Lap
565	2:23.146	2 Laps
554	2:06.533	1 Lap

Num	Lap Time	Gap
-----	----------	-----

Lap 16

169	2:03.390	
20	2:09.912	2 Laps
587	2:05.111	1 Lap
500	2:00.995	1 Lap
538	2:13.845	2 Laps
87	1:59.072	29.833
570	2:14.587	2 Laps
58	2:25.233	3 Laps
57	2:00.871	1 Lap
526	2:06.603	1 Lap
560	2:30.053	2 Laps
594	2:06.289	59.209
7	1:59.011	1:14.843
527	2:01.551	1:22.624
525	2:08.155	1 Lap
35	2:02.712	1:39.199
573	2:02.490	1:39.328
67	2:12.524	1 Lap
567	2:22.256	2 Laps
554	2:06.412	1 Lap

Num	Lap Time	Gap
-----	----------	-----

Lap 17

169	2:04.516	
565	2:22.203	3 Laps
590	3:37.580	5 Laps
20	2:07.469	2 Laps
587	2:04.923	1 Lap
500	2:04.941	1 Lap
87	1:58.401	23.718
57	2:01.614	1 Lap
538	2:17.809	2 Laps
570	2:15.764	2 Laps

Num	Lap Time	Gap
-----	----------	-----

Lap 18

58	2:23.456	3 Laps
526	2:18.160	1 Lap
594	2:06.625	1:01.318
7	2:01.166	1:11.493
560	2:31.416	2 Laps
525	2:07.426	1 Lap
527	2:13.922	1:32.030
573	2:00.735	1:35.547
35	2:02.253	1:36.936
554	2:05.427	1 Lap
67	2:11.307	1 Lap

Num	Lap Time	Gap
-----	----------	-----

Lap 18

169	2:04.103	
20	2:09.204	2 Laps
567	2:21.888	3 Laps
500	2:01.817	1 Lap
587	2:03.767	1 Lap
565	2:22.488	3 Laps
87	2:08.230	27.845
57	2:01.182	1 Lap
590	2:45.844	5 Laps
538	2:18.248	2 Laps
570	2:14.825	2 Laps
594	2:06.206	1:03.421
7	2:03.771	1:11.161
58	2:27.064	3 Laps
525	2:07.527	1 Lap
35	2:03.371	1:36.204
573	2:05.125	1:36.569
526	2:47.818	1 Lap
560	2:31.082	2 Laps
527	2:23.291	1:51.218

Num	Lap Time	Gap
-----	----------	-----

Lap 19

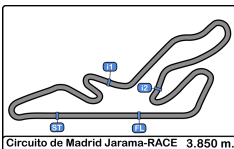
169	2:01.225	
67	2:09.999	2 Laps
500	2:02.157	1 Lap
554	2:18.166	2 Laps
20	2:07.777	2 Laps
587	2:03.611	1 Lap
57	2:01.090	1 Lap
567	2:23.231	3 Laps
565	2:21.410	3 Laps
87	2:25.334	51.954
594	2:05.442	1:07.638
538	2:16.081	2 Laps
7	1:58.723	1:08.659
570	2:15.140	2 Laps
590	2:47.028	5 Laps
525	2:06.472	1 Lap
35	2:03.691	1:38.670
58	2:22.854	3 Laps
526	2:08.559	1 Lap
527	2:05.326	1:55.319
573	2:23.746	1:59.090

Num	Lap Time	Gap
-----	----------	-----

Lap 20

169	2:03.547	
500	2:02.981	1 Lap
560	2:27.621	3 Laps
67	2:10.283	2 Laps
587	2:04.456	1 Lap
20	2:06.495	2 Laps
57	2:02.589	1 Lap
87	1:58.527	46.934
567	2:23.074	3 Laps
554	2:43.345	2 Laps
565	2:21.479	3 Laps
7	1:59.495	1:04.607
594	2:06.408	1:10.499
538	2:12.097	2 Laps
570	2:13.079	2 Laps
35	2:03.855	1:38.978
525	2:07.281	1 Lap
526	2:07.113	1 Lap
527	2:04.275	1:56.047
58	2:22.314	3 Laps
590	2:49.918	5 Laps





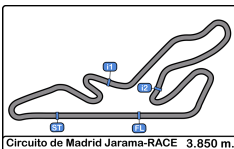
Circuito de Madrid Jarama - RACE
CARRERA 80 - GROUP 1 PORTUGAL
RACE 2
Mejores Sectores



Circuito de Madrid Jarama-RACE 3.850 m.

Sector - 1			Sector - 2			Sector - 3			Ideal Lap vs Best Lap		
Clas	Nº Driver	Time	Nº Driver	Time	Nº Driver	Time	Clas	Nº Driver	Ideal Lap	Best Lap	Clas
1	7 Lima - Paradela	42.930	169 Muytjens - Pineau	36.727	7 Lima - Paradela	31.095	1	7 Lima - Paradela	1:50.992	1:51.087	1
2	169 Muytjens - Pineau	42.959	7 Lima - Paradela	36.967	169 Muytjens - Pineau	31.486	2	169 Muytjens - Pineau	1:51.172	1:51.311	2
3	87 Revuelta Rodriguez - Castro	44.919	549 Mira Gomes - Afoito	39.171	87 Revuelta Rodriguez - Castro	32.618	3	549 Mira Gomes - Afoito	1:56.838	1:57.613	3
4	549 Mira Gomes - Afoito	44.998	594 Ferreira - Gordo	39.359	549 Mira Gomes - Afoito	32.669	4	87 Revuelta Rodriguez - Castro	1:57.017	1:57.929	4
5	594 Ferreira - Gordo	45.733	87 Revuelta Rodriguez - Castro	39.480	594 Ferreira - Gordo	32.909	5	594 Ferreira - Gordo	1:58.001	1:58.680	5
6	57 Maria Perez - Tojeiro	45.787	57 Maria Perez - Tojeiro	40.297	57 Maria Perez - Tojeiro	33.273	6	57 Maria Perez - Tojeiro	1:59.357	1:59.637	6
7	527 Melo - Dias Pedro	45.792	527 Melo - Dias Pedro	40.417	527 Melo - Dias Pedro	33.509	7	527 Melo - Dias Pedro	1:59.718	2:00.265	7
8	573 Castro Pinheiro - Silva Vieira	46.014	500 Pardalejo - Ruão	40.425	573 Castro Pinheiro - Silva Vieira	33.850	8	500 Pardalejo - Ruão	2:00.605	2:00.887	9
9	500 Pardalejo - Ruão	46.202	35 Teo Antonio Pérez	40.756	500 Pardalejo - Ruão	33.978	9	573 Castro Pinheiro - Silva Vieira	2:00.668	2:00.735	8
10	35 Teo Antonio Pérez	46.476	573 Castro Pinheiro - Silva Vieira	40.804	35 Teo Antonio Pérez	34.083	10	35 Teo Antonio Pérez	2:01.315	2:01.632	10
11	20 Alonso Borrás - Antonio Zorrilla	46.923	587 Cabral Menezes - Petiz	41.628	554 Samuel Vidal	34.448	11	20 Alonso Borrás - Antonio Zorrilla	2:03.430	2:04.168	13
12	587 Cabral Menezes - Petiz	47.255	20 Alonso Borrás - Antonio Zorrilla	41.735	588 Cerveira Pinto - Ferreira	34.487	12	587 Cabral Menezes - Petiz	2:03.532	2:03.611	11
13	588 Cerveira Pinto - Ferreira	47.308	588 Cerveira Pinto - Ferreira	41.944	587 Cabral Menezes - Petiz	34.649	13	588 Cerveira Pinto - Ferreira	2:03.739	2:04.095	12
14	525 Melo - Gagliardini	47.928	525 Melo - Gagliardini	42.265	526 Silva - Mateo Alvarez	34.754	14	525 Melo - Gagliardini	2:05.247	2:06.118	15
15	554 Samuel Vidal	48.193	526 Silva - Mateo Alvarez	42.421	20 Alonso Borrás - Antonio Zorrilla	34.772	15	554 Samuel Vidal	2:05.335	2:05.427	14
16	526 Silva - Mateo Alvarez	48.507	554 Samuel Vidal	42.694	525 Melo - Gagliardini	35.054	16	526 Silva - Mateo Alvarez	2:05.682	2:06.267	16
17	538 Moura - Aniceto	48.586	538 Moura - Aniceto	43.573	538 Moura - Aniceto	35.345	17	538 Moura - Aniceto	2:07.504	2:08.021	17
18	67 João Neves	49.431	67 João Neves	43.800	560 e Vasconcelos - Castro	36.252	18	67 João Neves	2:09.503	2:09.999	18
19	560 e Vasconcelos - Castro	50.245	560 e Vasconcelos - Castro	44.476	67 João Neves	36.272	19	560 e Vasconcelos - Castro	2:10.973	2:11.414	19
20	570 Félix Ribeiro	50.307	570 Félix Ribeiro	44.993	570 Félix Ribeiro	37.136	20	570 Félix Ribeiro	2:12.436	2:13.079	20
21	565 Santa-Bárbara - Almeida	53.296	567 Xavier - Xavier	47.906	567 Xavier - Xavier	38.845	21	567 Xavier - Xavier	2:20.087	2:20.559	21
22	567 Xavier - Xavier	53.336	58 Ruão - Ferreira	48.257	565 Santa-Bárbara - Almeida	39.039	22	565 Santa-Bárbara - Almeida	2:20.931	2:21.410	22
23	58 Ruão - Ferreira	53.522	565 Santa-Bárbara - Almeida	48.596	590 Gregorio - Gregorio	39.185	23	58 Ruão - Ferreira	2:21.451	2:21.864	23
24	590 Gregorio - Gregorio	54.593	590 Gregorio - Gregorio	49.233	58 Ruão - Ferreira	39.672	24	590 Gregorio - Gregorio	2:23.011	2:24.158	24





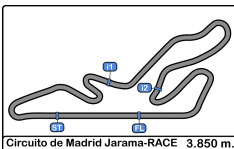
Circuito de Madrid Jarama - RACE
CARRERA 80 - GROUP 1 PORTUGAL
RACE 2



Secuencia Líder

Nº	Entrant/Team	Driver 1	Driver 2	Vehicle	Cat	Start Lap	End Lap	Laps	Total Laps
7	RP Motorsport	Paulo Lima	José Paradela	BMW E30 M3	T MAX	1	10	10	10
549	Centro Clássico	João Mira Gomes	Nuno Afoito	Ford Escort RS 2000	H81-20	11	11	1	1
594	Gordo Racing Team	Ruben Ferreira	Pedro Gordo	Porsche 928 S	H81-MA	12	12	1	1
169	HY Racing	Olivier Muytjens	Brice Pineau	Cobra Daytona	GT CO	13	20	8	8





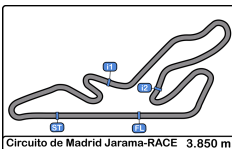
Circuito de Madrid Jarama - RACE
CARRERA 80 - GROUP 1 PORTUGAL
RACE 2
5 Mejores Tiempos



Circuito de Madrid Jarama-RACE 3.850 m.

Cl	Nº	Entrant/Team	Driver 1	Driver 2	Vehicle	Cat	Cl	Best 1		Best 2		Best 3		Best 4		Best 5	
								Time	Lap	Time	Lap	Time	Lap	Time	Lap	Time	Lap
1	7	RP Motorsport	Paulo Lima	José Paradela	BMW E30 M3	T MAX	1	1:51.087	4	1:52.080	3	1:52.586	7	1:52.716	8	1:53.883	2
2	169	HY Racing	Olivier Muytjens	Brice Pineau	Cobra Daytona	GT COP	1	1:51.311	12	1:51.954	11	1:51.955	10	1:54.591	4	1:54.949	3
3	549	Centro Clássico	João Mira Gomes	Nuno Afoito	Ford Escort RS 2000	H81-200	1	1:57.613	10	1:57.692	9	1:57.805	5	1:57.934	7	1:58.082	8
4	87	Club Deportivo Elemental Lucena	Kilian Revuelta Rodriguez	Gustavo Castro Rodriguez	BMW M3 E36	GT COP	2	1:57.929	15	1:58.058	3	1:58.283	14	1:58.377	9	1:58.401	17
5	594	Gordo Racing Team	Ruben Ferreira	Pedro Gordo	Porsche 928 S	H81-MA	1	1:58.680	3	1:58.689	4	1:58.822	9	1:58.972	11	1:58.999	7
6	57	Garage João Gomes	Jose Maria Perez	Luís Tojeiro	Porsche 968 CS	GT COP	3	1:59.637	13	2:00.541	12	2:00.667	14	2:00.726	11	2:00.871	15
7	527	RPMotorsport	Pedro Melo	Carlos Dias Pedro	Ford Escort RS 2000	H81-200	2	2:00.265	13	2:01.087	6	2:01.175	14	2:01.380	12	2:01.387	8
8	573	Peres	André Castro Pinheiro	Ernesto Silva Vieira	Jaguar XJS V12	H81-MA	2	2:00.735	17	2:01.497	4	2:01.679	13	2:02.028	14	2:02.037	3
9	500	RPMotorsport	Nuno Pardalejo	Marcos Ruão	VW Scirocco	H81-160	1	2:00.887	13	2:00.995	15	2:01.523	12	2:01.817	17	2:02.137	14
10	35	Eficar Team	Teo Antonio Pérez		BMW 325i E36	GT COP	4	2:01.632	6	2:01.719	4	2:02.253	17	2:02.302	14	2:02.503	7
11	587	RPMotorsport	Manuel Cabral Menezes	Jorge Petiz	VW Golf GTI	H81-160	2	2:03.611	18	2:03.767	17	2:03.897	5	2:04.456	19	2:04.817	7
12	588	Team Squadra / RPMotorsport	Rafael Cerveira Pinto	Armindo Ferreira	VW Golf GTI	H81-160	3	2:04.095	12	2:04.429	11	2:04.747	9	2:04.993	10	2:09.824	2
13	20	Eficar Team	Juan Alonso Borrás	Jose Antonio Zorrilla	Honda Civic	T 2000	1	2:04.168	3	2:05.674	7	2:05.904	8	2:06.495	18	2:07.207	9
14	554	Samuel Vidal	Samuel Vidal		Ford Escort RS 2000	H81-200	3	2:05.427	16	2:06.412	15	2:06.449	7	2:06.533	14	2:07.542	13
15	525	RPMotorsport	Pedro Melo	Carlos Gagliardini	VW Golf GTI	H81-160	4	2:06.118	3	2:06.472	18	2:07.137	2	2:07.281	19	2:07.426	16
16	526	RPMotorsport	Hugo Silva	Ivan Mateo Alvarez	VW Golf GTI	H81-160	5	2:06.267	14	2:06.603	15	2:06.697	10	2:06.703	7	2:06.719	11
17	538	Keep on Racing	Rui Moura	Carlos Aniceto	VW Golf GTI MK1	GR2	1	2:08.021	7	2:08.407	6	2:09.084	5	2:09.577	8	2:09.708	3
18	67	RPMotorsport	João Neves		Toyota Starlet	T 1400	1	2:09.999	17	2:10.283	18	2:10.986	8	2:11.307	16	2:11.634	7
19	560	Arantes Competição	João e Vasconcelos	Rui Castro	Datsun 1200 Coupé GX	H71-130	1	2:11.414	10	2:11.721	11	2:11.786	9	2:12.312	12	2:15.265	3
20	570	RPMotorsport	Félix Ribeiro		Alfa Romeo 1600 GT Junior	H75-160	1	2:13.079	18	2:13.393	13	2:14.587	14	2:14.744	4	2:14.816	12
21	567	RPMotorsport	Alberto Xavier	Henrique Xavier	Datsun 1200	Prod Cup	1	2:20.559	2	2:20.798	10	2:21.164	12	2:21.273	6	2:21.548	5
22	565	Luis Santa-Bárbara	Luis Santa-Bárbara	Manuel Almeida	Datsun 1200	Prod Cup	2	2:21.410	16	2:21.479	17	2:21.722	3	2:21.822	7	2:21.829	11
23	58	Filipe Ruão	Filipe Ruão	Pedro Ferreira	Mini	Troféu Mi	1	2:21.864	3	2:21.866	8	2:22.184	2	2:22.314	17	2:22.346	12
24	590	Filipe Gregorio	Filipe Gregorio	Guilherme Gregorio	Datsun 1200	Prod Cup	3	2:24.158	2	2:25.376	3	2:28.924	4	2:32.474	7	2:37.091	5



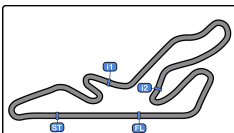


Circuito de Madrid Jarama - RACE
CARRERA 80 - GROUP 1 PORTUGAL
RACE 2
5 Mejores Velocidades



Cl	Nº	Entrant/Team	Driver 1	Driver 2	Vehicle	Cat	Cl	Top 1		Top 2		Top 3		Top 4		Top 5		Avg
								Km/h	Lap	Km/h	Lap	Km/h	Lap	Km/h	Lap	Km/h	Lap	
1	169	HY Racing	Olivier Muytjens	Brice Pineau	Cobra Daytona	GT COP	1	210.9	2	202.6	4	200.3	5	200.3	12	199.2	13	202.7
2	7	RP Motorsport	Paulo Lima	José Paradela	BMW E30 M3	T MAX	1	205.7	4	205.7	8	199.2	2	197.0	3	196.0	7	200.7
3	87	Club Deportivo Elemental Lucena	Kilian Revuelta Rodriguez	Gustavo Castro Rodriguez	BMW M3 E36	GT COP	2	199.6	5	194.2	3	192.8	15	190.4	9	190.4	13	193.5
4	594	Gordo Racing Team	Ruben Ferreira	Pedro Gordo	Porsche 928 S	H81-MA	1	198.1	5	195.2	9	193.8	12	191.1	15	190.8	7	193.8
5	549	Centro Clássico	João Mira Gomes	Nuno Afoito	Ford Escort RS 2000	H81-200	1	197.4	5	196.0	4	195.2	2	193.8	6	192.8	3	195.0
6	527	RPMotorsport	Pedro Melo	Carlos Dias Pedro	Ford Escort RS 2000	H81-200	2	190.4	15	190.1	13	189.4	9	187.5	12	187.1	7	188.9
7	573	Peres	André Castro Pinheiro	Ernesto Silva Vieira	Jaguar XJS V12	H81-MA	2	186.2	12	183.9	18	182.7	8	182.4	17	181.2	13	183.3
8	57	Garage João Gomes	Jose Maria Perez	Luís Tojeiro	Porsche 968 CS	GT COP	3	184.9	19	183.9	6	183.3	13	182.7	15	181.8	7	183.3
9	35	Eficar Team	Teo Antonio Pérez		BMW 325i E36	GT COP	4	183.0	6	181.5	7	179.7	15	179.7	19	178.5	2	180.4
10	500	RPMotorsport	Nuno Pardalejo	Marcos Ruão	VW Scirocco	H81-160	1	181.8	12	181.8	13	181.8	16	180.9	14	180.6	10	181.3
11	20	Eficar Team	Juan Alonso Borrás	Jose Antonio Zorrilla	Honda Civic	T 2000	1	178.5	3	177.6	5	177.3	6	175.3	8	173.3	18	176.4
12	587	RPMotorsport	Manuel Cabral Menezes	Jorge Petiz	VW Golf GTI	H81-160	2	178.5	2	178.5	18	178.2	19	177.6	13	177.3	12	178.0
13	538	Keep on Racing	Rui Moura	Carlos Aniceto	VW Golf GTI MK1	GR2	1	175.8	5	173.6	9	173.3	7	170.8	6	170.6	8	172.8
14	588	Team Squadra / RPMotorsport	Rafael Cerveira Pinto	Armindo Ferreira	VW Golf GTI	H81-160	3	174.4	9	173.9	10	173.6	11	167.4	12	167.4	13	171.3
15	525	RPMotorsport	Pedro Melo	Carlos Gagliardini	VW Golf GTI	H81-160	4	171.7	2	170.3	3	167.7	16	166.9	19	166.6	17	168.6
16	526	RPMotorsport	Hugo Silva	Ivan Mateo Alvarez	VW Golf GTI	H81-160	5	171.4	14	170.0	15	169.2	2	166.6	10	165.1	12	168.5
17	570	RPMotorsport	Félix Ribeiro		Alfa Romeo 1600 GT Junior	H75-160	1	168.2	16	167.4	4	165.3	2	165.3	15	164.8	12	166.2
18	67	RPMotorsport	João Neves		Toyota Starlet	T 1400	1	164.3	18	163.6	5	163.6	15	163.3	13	162.4	2	163.4
19	560	Arantes Competição	João e Vasconcelos	Rui Castro	Datsun 1200 Coupé GX	H71-130	1	161.9	12	159.5	2	159.0	3	158.3	13	157.4	9	159.2
20	554	Samuel Vidal	Samuel Vidal		Ford Escort RS 2000	H81-200	3	160.9	6	156.2	15	156.0	8	155.8	7	155.8	16	157.0
21	567	RPMotorsport	Alberto Xavier	Henrique Xavier	Datsun 1200	Prod Cup	1	148.7	2	146.7	1	146.7	6	145.1	15	144.5	10	146.3
22	58	Filipe Ruão	Filipe Ruão	Pedro Ferreira	Mini	Troféu Mi	1	145.9	2	144.7	4	144.5	17	144.0	3	142.8	1	144.4
23	565	Luís Santa-Bárbara	Luís Santa-Bárbara	Manuel Almeida	Datsun 1200	Prod Cup	2	144.7	3	144.1	1	143.8	2	142.8	11	142.8	14	143.6
24	590	Filipe Gregorio	Filipe Gregorio	Guilherme Gregorio	Datsun 1200	Prod Cup	3	133.3	1	131.7	7	128.7	2	128.4	3	115.7	8	127.5





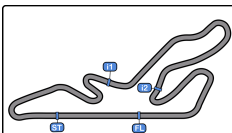
Circuito de Madrid Jarama - RACE
 CARRERA 80 - GROUP 1 PORTUGAL
 RACE 2



Secuencia Vueltas Rápidas

Lap	Time of Day	Session Time	Nº Entrant/Team	Driver 1	Driver 2	Vehicle	Cat	Time	Km/h
2	16:03:07.498	3:52.498	7 RP Motorsport	Paulo Lima	José Paradela	BMW E30 M3	T MAX	1:53.883	121.7
3	16:04:59.578	5:44.578	7 RP Motorsport	Paulo Lima	José Paradela	BMW E30 M3	T MAX	1:52.080	123.6
4	16:06:50.665	7:35.665	7 RP Motorsport	Paulo Lima	José Paradela	BMW E30 M3	T MAX	1:51.087	124.7





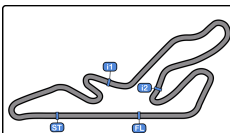
Circuito de Madrid Jarama - RACE
CARRERA 80 - GROUP 1 PORTUGAL
RACE 2

Mejor Máxima Velocidad del Evento



Nº	Entrant/Team	Driver 1	Driver 2	Vehicle	Cat	Km/h	Session
7	RP Motorsport	Paulo Lima	José Paradela	BMW E30 M3	T MAX	213.8	QUALIFYING
169	HY Racing	Olivier Muytjens	Brice Pineau	Cobra Daytona	GT COP	210.9	RACE 2
594	Gordo Racing Team	Ruben Ferreira	Pedro Gordo	Porsche 928 S	H81-MA	202.6	QUALIFYING
573	Peres	André Castro Pinheiro	Ernesto Silva Vieira	Jaguar XJS V12	H81-MA	201.1	QUALIFYING
87	Club Deportivo Elemental Lucena Sport	Kilian Revuelta Rodriguez	Gustavo Castro Rodriguez	BMW M3 E36	GT COP	199.6	RACE 2
549	Centro Clássico	João Mira Gomes	Nuno Afoito	Ford Escort RS 2000	H81-200	198.1	RACE 1
57	Garage João Gomes	Jose Maria Perez	Luís Tojeiro	Porsche 968 CS	GT COP	196.7	RACE 1
98	RP Motorsport	César Freitas		BMW 323i	GR2	195.2	RACE 1
527	RPMotorsport	Pedro Melo	Carlos Dias Pedro	Ford Escort RS 2000	H81-200	190.4	RACE 2
35	Eficar Team	Teo Antonio Pérez		BMW 325i E36	GT COP	186.8	QUALIFYING
31	Ciudad Ducal	Jaime Artajo de No	Carlos de Miguel Egea	BMW E30 325	T MAX	186.2	QUALIFYING
500	RPMotorsport	Nuno Pardalejo	Marcos Ruão	VW Scirocco	H81-160	185.2	QUALIFYING
20	Eficar Team	Juan Alonso Borrás	Jose Antonio Zorrilla	Honda Civic	T 2000	180.6	RACE 1
587	RPMotorsport	Manuel Cabral Menezes	Jorge Petiz	VW Golf GTI	H81-160	180.6	RACE 1
558	GJG	Antonio Reis	Jose Carvalhosa	Porsche 924	924 Cup	180.0	QUALIFYING
538	Keep on Racing	Rui Moura	Carlos Aniceto	VW Golf GTI MK1	GR2	179.4	RACE 1
554	Samuel Vidal	Samuel Vidal		Ford Escort RS 2000	H81-200	178.8	QUALIFYING
588	Team Squadra / RPMotorsport	Rafael Cerveira Pinto	Armindo Ferreira	VW Golf GTI	H81-160	177.6	RACE 1
570	RPMotorsport	Félix Ribeiro		Alfa Romeo 1600 GT Junior	H75-160	175.8	QUALIFYING
545	RPMotorsport	Regis Paillardon	François Guerin	BMW 1600 Ti	H71-160	174.7	RACE 1
526	RPMotorsport	Hugo Silva	Ivan Mateo Alvarez	VW Golf GTI	H81-160	174.4	QUALIFYING
525	RPMotorsport	Pedro Melo	Carlos Gagliardini	VW Golf GTI	H81-160	171.7	RACE 2
67	RPMotorsport	João Neves		Toyota Starlet	T 1400	169.8	RACE 1
509	DMC	Diogo Cavaco		Porsche 928	H81-MA	169.5	QUALIFYING
560	Arantes Competição	João e Vasconcelos	Rui Castro	Datsun 1200 Coupé GX	H71-130	167.7	RACE 1
567	RPMotorsport	Alberto Xavier	Henrique Xavier	Datsun 1200	Prod Cup	151.8	RACE 1
590	Filipe Gregorio	Filipe Gregorio	Guilherme Gregorio	Datsun 1200	Prod Cup	150.0	RACE 1
565	Luís Santa-Bárbara	Luís Santa-Bárbara	Manuel Almeida	Datsun 1200	Prod Cup	149.1	RACE 1
58	Filipe Ruão	Filipe Ruão	Pedro Ferreira	Mini	Troféu Mi	148.1	QUALIFYING
77	Ruben Veludo	Ruben Veludo		Mini	Troféu Mi	144.3	QUALIFYING





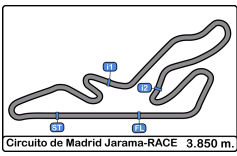
Circuito de Madrid Jarama - RACE
CARRERA 80 - GROUP 1 PORTUGAL
RACE 2
Cuentavueltas



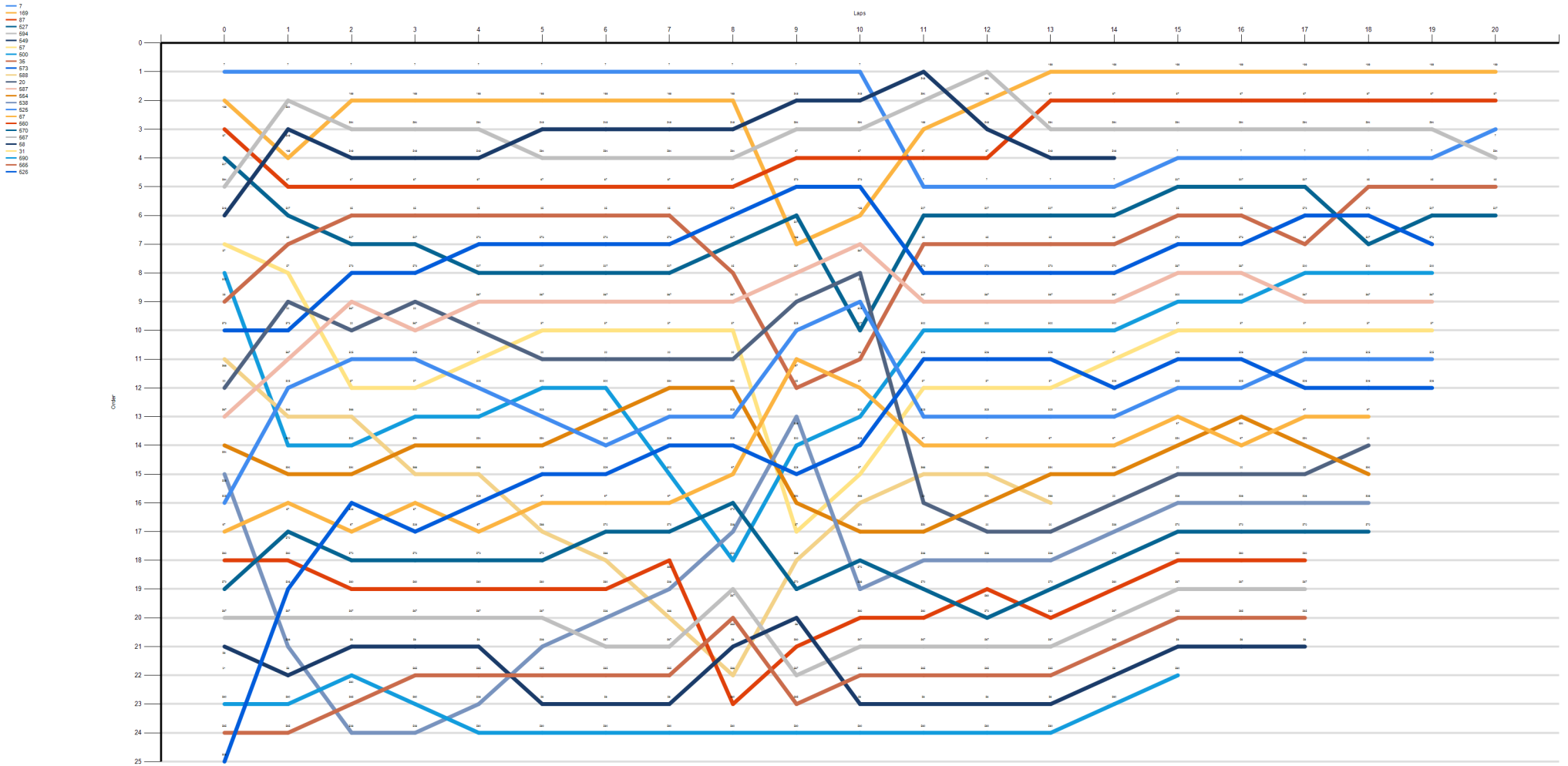
LAP

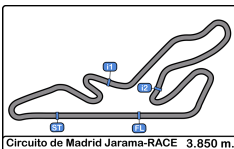
Nr	Po	Grid	1	2	3	4	5	6	7	8	9	10	11	12	13	14	15	16	17	18	19	20
7	1	7	7	7	7	7	7	7	7	7	7	7	549	594	169	169	169	169	169	169	169	169
169	2	169	594	169	169	169	169	169	169	169	549	549	594	169	87	87	87	87	87	87	87	87
87	3	87	549	594	594	594	549	549	549	549	594	594	169	549	594	594	594	594	594	594	594	7
527	4	527	169	549	549	549	594	594	594	594	87	87	87	87	549	549	7	7	7	7	7	594
594	5	594	87	87	87	87	87	87	87	87	573	573	7	7	7	7	527	527	527	35	35	35
549	6	549	527	35	35	35	35	35	35	573	527	169	527	527	527	527	35	35	573	573	527	527
57	7	57	35	527	527	573	573	573	573	527	169	587	35	35	35	35	573	573	35	527	573	
500	8	500	57	573	573	527	527	527	527	35	587	20	573	573	573	573	587	587	500	500	500	
35	9	35	20	587	20	587	587	587	587	587	20	525	587	587	587	587	500	500	587	587	587	
573	10	573	573	20	587	20	57	57	57	57	525	527	500	500	500	500	57	57	57	57	57	
588	11	588	587	525	525	57	20	20	20	20	67	35	526	526	526	57	526	526	525	525	525	
20	12	20	525	57	57	525	500	500	554	554	35	67	57	57	57	526	525	525	526	526	526	
587	13	587	588	588	500	500	525	554	525	525	538	500	525	525	525	525	67	554	67	67		
554	14	554	500	500	554	554	554	525	526	526	500	526	67	67	67	67	554	67	554	20		
538	15	538	554	554	588	588	526	526	500	67	526	57	588	588	554	554	20	20	20	554		
525	16	525	67	526	67	526	67	67	67	570	554	588	20	554	588	20	538	538	538	538		
67	17	67	570	67	526	67	588	570	570	538	57	554	554	20	20	538	570	570	570	570		
560	18	560	560	570	570	570	570	588	560	500	588	570	538	538	538	570	560	560	560			
570	19	570	526	560	560	560	560	560	538	567	570	538	570	560	570	560	567	567	567			
567	20	567	567	567	567	567	567	538	588	565	58	560	560	570	560	567	565	565	565			
58	21	58	538	58	58	58	538	567	567	58	560	567	567	567	567	565	58	58	58			
31	22	31	58	590	565	565	565	565	565	588	567	565	565	565	565	58	590					
590	23	590	590	565	590	538	58	58	58	560	565	58	58	58	58	590						
565	24	565	565	538	538	590	590	590	590	590	590	590	590	590	590							
526	25	526																				





Circuito de Madrid Jarama - RACE
CARRERA 80 - GROUP 1 PORTUGAL
RACE 2
Cuentavueltas Gráfico





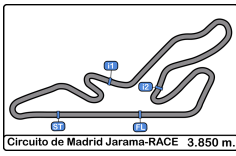
Circuito de Madrid Jarama - RACE
CARRERA 80 - GROUP 1 PORTUGAL
RACE 2



Tiempos Parada en Pit

Ord	Nr.	In Day Time	Entrant/Team	Driver 1	Driver 2	Vehicle	Cat	In Time	Stop Nº	Pit Time	Handicap	Diff.
1	500	16:14:34.455	RPMotorsport	Nuno Pardalejo	Marcos Ruão	VW Scirocco	H81-160	15:19.843	1	1:24.815	1:24	
2	169	16:14:54.737	HY Racing	Olivier Muytjens	Brice Pineau	Cobra Daytona	GT COP	15:40.125	1	1:29.889	1:24	
3	560	16:15:26.003	Arantes Competição	João e Vasconcelos	Rui Castro	Datsun 1200 Coupé GX	H71-130	16:11.391	1	1:43.562	1:24	
4	588	16:15:34.155	Team Squadra / RPMotorsport	Rafael Cerveira Pinto	Armindo Ferreira	VW Golf GTI	H81-160	16:19.543	1	1:27.720	1:24	
5	35	16:15:47.088	Eficar Team	Teo Antonio Pérez		BMW 325i E36	GT COP	16:32.476	1	1:32.531	1:29	
6	57	16:16:16.330	Garage João Gomes	Jose Maria Perez	Luís Tojeiro	Porsche 968 CS	GT COP	17:01.718	1	2:19.354	2:19	
7	554	16:16:37.832	Samuel Vidal	Samuel Vidal		Ford Escort RS 2000	H81-200	17:23.220	1	1:24.347	1:24	
8	526	16:16:50.851	RPMotorsport	Hugo Silva	Ivan Mateo Alvarez	VW Golf GTI	H81-160	17:36.239	1	1:13.580	1:24	-10.420
9	570	16:17:35.712	RPMotorsport	Félix Ribeiro		Alfa Romeo 1600 GT Junior	H75-160	18:21.100	1	1:26.277	1:24	
10	527	16:17:51.711	RPMotorsport	Pedro Melo	Carlos Dias Pedro	Ford Escort RS 2000	H81-200	18:37.099	1	1:23.652	1:24	-0.348
11	7	16:18:14.606	RP Motorsport	Paulo Lima	José Paradela	BMW E30 M3	T MAX	18:59.994	1	2:42.839	2:39	
12	567	16:18:24.927	RPMotorsport	Alberto Xavier	Henrique Xavier	Datsun 1200	Prod Cup	19:10.315	1	1:27.719	1:24	
13	565	16:18:30.093	Luís Santa-Bárbara	Luís Santa-Bárbara	Manuel Almeida	Datsun 1200	Prod Cup	19:15.481	1	1:28.604	1:24	
14	87	16:19:21.602	Club Deportivo Elemental Lucen	Kilian Revuelta Rodriguez	Gustavo Castro Rodriguez	BMW M3 E36	GT COP	20:06.990	1	1:18.425	1:24	-5.575
15	538	16:19:55.200	Keep on Racing	Rui Moura	Carlos Aniceto	VW Golf GTI MK1	GR2	20:40.588	2	1:33.401	1:24	
16	573	16:19:56.949	Peres	André Castro Pinheiro	Ernesto Silva Vieira	Jaguar XJS V12	H81-MA	20:42.337	1	1:30.963	1:24	
17	554	16:20:16.476	Samuel Vidal	Samuel Vidal		Ford Escort RS 2000	H81-200	21:01.864	2	56.397	1:24	-27.603
18	587	16:20:22.010	RPMotorsport	Manuel Cabral Menezes	Jorge Petiz	VW Golf GTI	H81-160	21:07.398	1	1:26.407	1:24	
19	20	16:20:40.862	Eficar Team	Juan Alonso Borrás	Jose Antonio Zorrilla	Honda Civic	T 2000	21:26.250	1	2:32.401	2:19	
20	590	16:20:43.353	Filipe Gregorio	Filipe Gregorio	Guilherme Gregorio	Datsun 1200	Prod Cup	21:28.741	2	1:45.890	1:24	
21	549	16:21:08.127	Centro Clássico	João Mira Gomes	Nuno Afoito	Ford Escort RS 2000	H81-200	21:53.515	1	1:25.057	1:24	
22	525	16:21:11.041	RPMotorsport	Pedro Melo	Carlos Gagliardini	VW Golf GTI	H81-160	21:56.429	1	1:28.163	1:24	
23	58	16:21:16.390	Filipe Ruão	Filipe Ruão	Pedro Ferreira	Mini	Troféu Mi	22:01.778	1	1:45.500	1:24	
24	67	16:21:31.129	RPMotorsport	João Neves		Toyota Starlet	T 1400	22:16.517	1	1:29.611	1:29	
25	594	16:23:13.712	Gordo Racing Team	Ruben Ferreira	Pedro Gordo	Porsche 928 S	H81-MA	23:59.100	1	1:24.105	1:24	
26	590	16:30:29.331	Filipe Gregorio	Filipe Gregorio	Guilherme Gregorio	Datsun 1200	Prod Cup	31:14.719	3	1:01.969	1:24	-22.031
27	526	16:35:01.245	RPMotorsport	Hugo Silva	Ivan Mateo Alvarez	VW Golf GTI	H81-160	35:46.633	2	47.175	1:24	-36.825
28	527	16:35:34.825	RPMotorsport	Pedro Melo	Carlos Dias Pedro	Ford Escort RS 2000	H81-200	36:20.213	2	27.151	1:24	-56.849
29	87	16:36:34.203	Club Deportivo Elemental Lucen	Kilian Revuelta Rodriguez	Gustavo Castro Rodriguez	BMW M3 E36	GT COP	37:19.591	2	34.604	1:24	-49.396
30	554	16:38:20.578	Samuel Vidal	Samuel Vidal		Ford Escort RS 2000	H81-200	39:05.966	3	47.305	1:24	-36.695

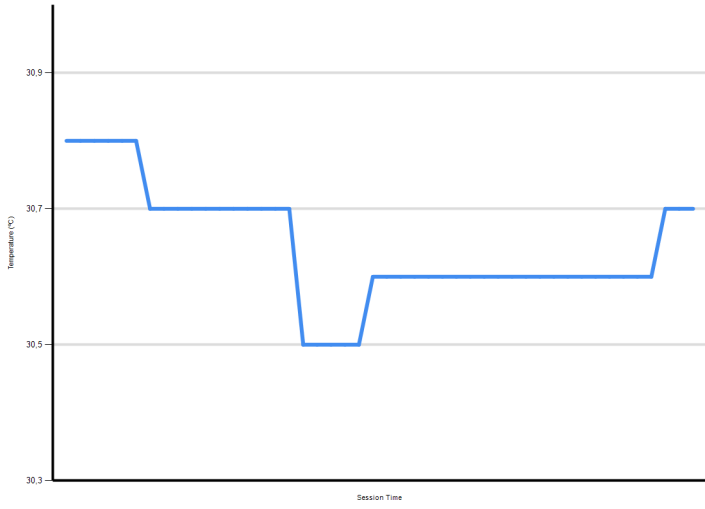




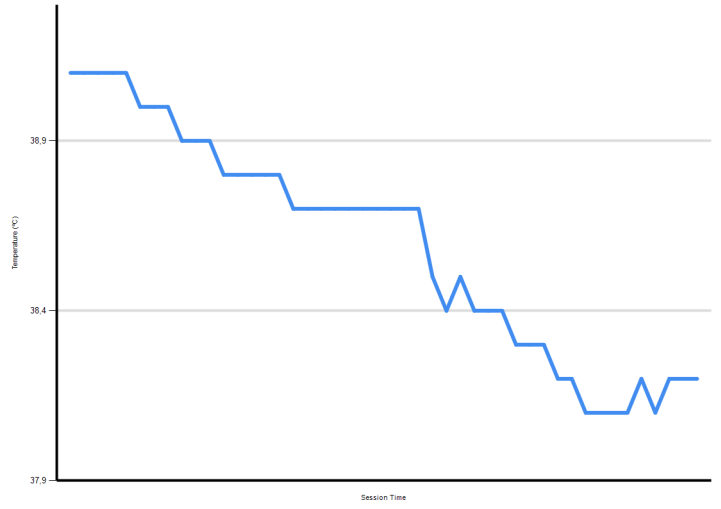
Circuito de Madrid Jarama - RACE
CARRERA 80 - GROUP 1 PORTUGAL
RACE 2
Informe Meteorológico



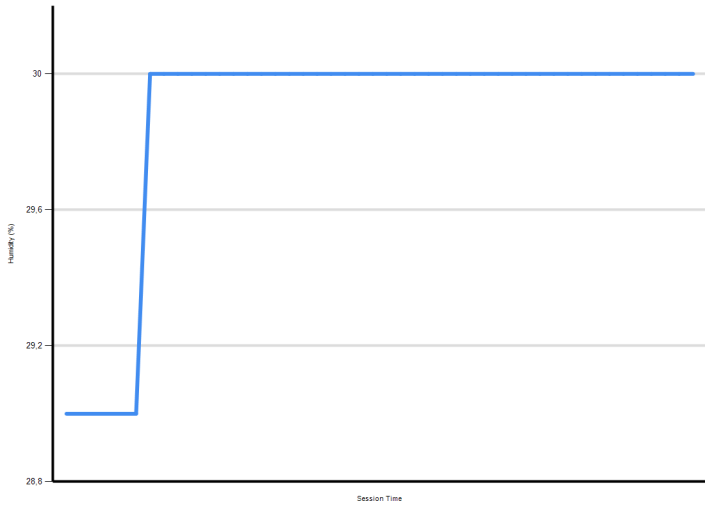
Air Temperature



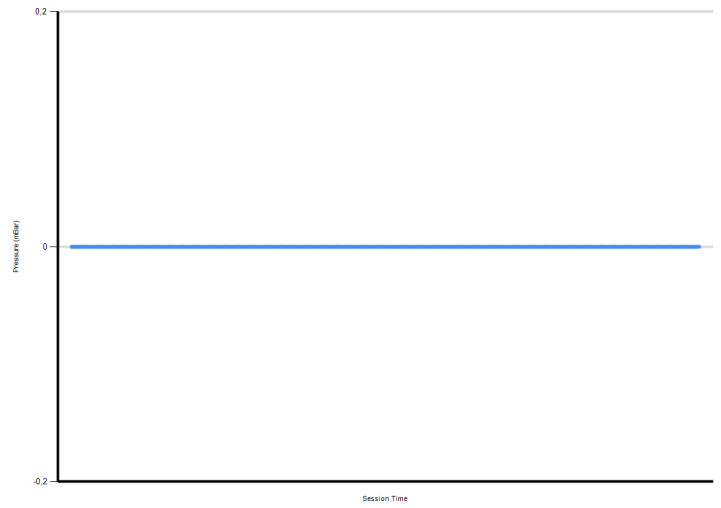
Track Temperature



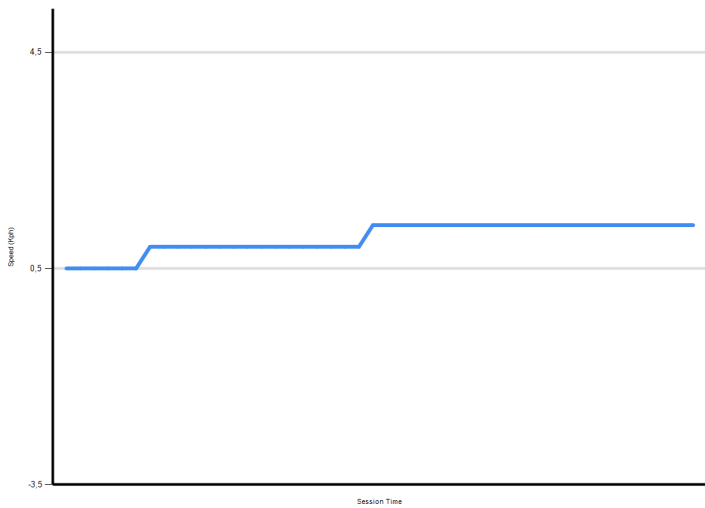
Humidity



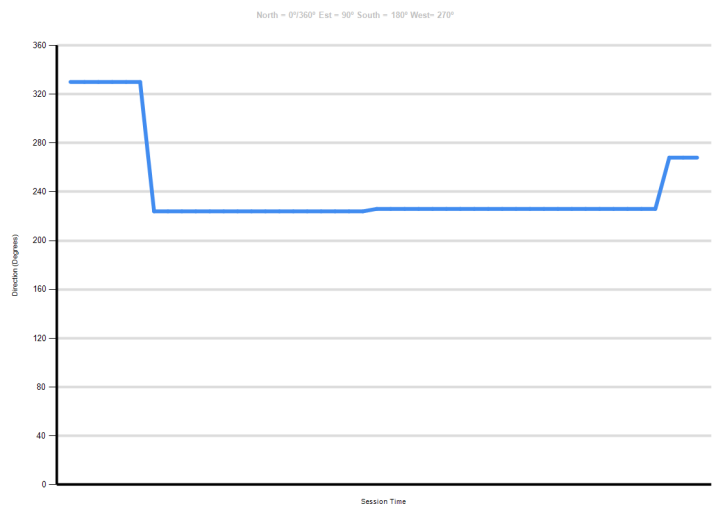
Pressure



Wind Speed



Wind direction



North = 0°/360° East = 90° South = 180° West = 270°

