

Circuito de Madrid Jarama - RACE
CARRERA 80 - GROUP 1 PORTUGAL
RACE 1

Resultados Provisionales



Cls	Nº	Entrant/Team	Driver 1	Driver 2	Vehicle	Cat	Cl	Laps	Total Time	Gap	Interval	Km/h	Best	Time	Km/h
1	169	HY Racing	Olivier Muytjens	Brice Pineau	Porsche 911 3.0 RS	GT COPA	1	17	41:31.569			94.5	9	1:51.454	124.3
2	549	Centro Clássico	João Mira Gomes	Nuno Afoito	Ford Escort RS 2000	H81-2000	1	17	43:24.138	1:52.569	1:52.569	90.4	2	2:00.635	114.8
3	594	Gordo Racing Team	Ruben Ferreira	Pedro Gordo	Porsche 928 S	H81-MAX	1	17	43:25.182	1:53.613	1.044	90.4	2	1:59.264	116.2
4	588	Team Squadra / RPMotorsport	Rafael Cerveira Pinto	Armando Ferreira	VW Golf GTI	H81-1600	1	16	41:34.584	1 Lap	1 Lap	88.8	8	2:02.595	113.0
5	500	RPMotorsport	Nuno Pardalejo	Marcos Ruão	VW Scirocco	H81-1600	2	16	41:43.884	1 Lap	9.300	88.5	8	2:00.983	114.5
6	527	RPMotorsport	Pedro Melo	Carlos Dias Pedro	Ford Escort RS 2000	H81-2000	2	16	41:55.359	1 Lap	11.475	88.1	16	1:59.081	116.3
7	7	RP Motorsport	Paulo Lima	José Paradela	BMW E30 M3	T MAX	1	16	42:04.661	1 Lap	9.302	87.8	14	1:50.662	125.2
8	35	Eficar Team	Teo Antonio Pérez		BMW 325i E36	GT COPA	2	16	42:22.198	1 Lap	17.537	87.2	10	2:01.228	114.3
9	538	Keep on Racing	Rui Moura	Carlos Aniceto	VW Golf GTI MK1	GR2	1	16	42:37.179	1 Lap	14.981	86.7	11	2:07.287	108.8
10	573	Peres	André Castro Pinheiro	Ernesto Silva Vieira	Jaguar XJS V12	H81-MAX	2	16	42:46.472	1 Lap	9.293	86.4	15	2:02.299	113.3
11	87	Club Deportivo Elemental Lucena Sport	Kilian Revuelta Rodriguez	Gustavo Castro Rodriguez	BMW M3 E36	GT COPA	3	16	42:48.454	1 Lap	1.982	86.3	2	1:58.934	116.5
12	98	RP Motorsport	César Freitas		BMW 323i	GR2	2	16	43:07.878	1 Lap	19.424	85.6	10	2:02.666	112.9
13	20	Eficar Team	Juan Alonso Borrás	Jose Antonio Zorrilla	Honda Civic	T 2000	1	16	43:09.272	1 Lap	1.394	85.6	16	2:03.226	112.4
14	57	Garage João Gomes	Jose Maria Perez	Luís Tojeiro	Porsche 968 CS	GT COPA	4	16	43:19.164	1 Lap	9.892	85.3	2	2:00.973	114.5
15	570	RPMotorsport	Félix Ribeiro		Alfa Romeo 1600 GT Junior	H75-1600	1	15	41:55.148	2 Laps	1 Lap	82.6	12	2:13.121	104.1
16	525	RPMotorsport	Pedro Melo	Carlos Gagliardini	VW Golf GTI	H81-1600	3	15	41:57.880	2 Laps	2.732	82.5	11	2:07.317	108.8
17	545	RPMotorsport	Regis Paillardon	François Guerin	BMW 1600 Ti	H71-1600	1	15	42:06.963	2 Laps	9.083	82.2	12	2:14.547	103.0
18	67	RPMotorsport	João Neves		Toyota Starlet	T 1400	1	15	42:24.012	2 Laps	17.049	81.7	11	2:07.516	108.6
19	565	Luís Santa-Bárbara	Luís Santa-Bárbara	Manuel Almeida	Datsun 1200	Prod Cup	1	15	42:42.092	2 Laps	18.080	81.1	9	2:21.687	97.8
20	590	Filipe Gregorio	Filipe Gregorio	Guilherme Gregorio	Datsun 1200	Prod Cup	2	15	42:42.522	2 Laps	0.430	81.1	13	2:21.024	98.2
21	560	Arantes Competição	João e Vasconcelos	Rui Castro	Datsun 1200 Coupé GX	H71-1300	1	15	42:46.767	2 Laps	4.245	80.9	9	2:11.946	105.0
22	587	RPMotorsport	Manuel Cabral Menezes	Jorge Petiz	VW Golf GTI	H81-1600	4	13	36:35.955	4 Laps	2 Laps	82.0	12	2:03.906	111.8
23	58	Filipe Ruão	Filipe Ruão	Pedro Ferreira	Mini	Troféu Mini	1	11	33:21.678	6 Laps	2 Laps	76.1	10	2:19.369	99.4
24	554	Samuel Vidal	Samuel Vidal		Ford Escort RS 2000	H81-2000	3	10	41:38.265	7 Laps	1 Lap	55.4	9	2:04.895	110.9
Not classified: (Requirements: 50% of number laps of leader = 9 Laps)															
567	RPMotorsport	Alberto Xavier	Henrique Xavier		Datsun 1200	Prod Cup	3	7	41:31.750	10 Laps	3 Laps	38.9	2	2:18.639	99.9
31	Ciudad Ducal	Jaime Artajo de No	Carlos de Miguel Egea		BMW E30 325	T MAX	2	1	2:20.866	16 Laps	6 Laps	98.3	1	2:20.866	98.3
558	GJG	Antonio Reis	Jose Carvalhosa		Porsche 924	924 Cup	1	1	2:21.479	16 Laps	0.613	97.9	1	2:21.479	97.9
526	RPMotorsport	Hugo Silva	Ivan Mateo Alvarez		VW Golf GTI	H81-1600	5	1	2:27.616	16 Laps	6.137	93.8	1	2:27.616	93.8

Fastest lap Lima - Paradela in 1:50.662 at 125.2 Km/h in lap 14

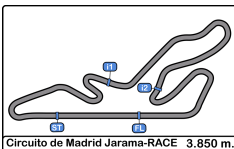
Published at:.....

Track Temp: 40.5 °C Air Temp: 23.5 °C Humidity: 55 % Track Status: SECA

Race Director:

Timekeeper:





Circuito de Madrid Jarama - RACE
CARRERA 80 - GROUP 1 PORTUGAL
RACE 1
Resultados Provisionales por Categoría



GT COPA

Cls	Nº	Entrant/Team	Driver 1	Driver 2	Vehicle	Cat	Cl	Laps	Total Time	Gap	Interval	Km/h	Best	Time	Km/h
1	169	HY Racing	Olivier Muytjens	Brice Pineau	Porsche 911 3.0 RS	GT COP	1	17	41:31.569			94.5	9	1:51.454	124.3
2	35	Eficar Team	Teo Antonio Pérez		BMW 325i E36	GT COP	2	16	42:22.198	1 Lap	1 Lap	87.2	10	2:01.228	114.3
3	87	Club Deportivo Elemental Lucena Sport	Kilian Revuelta Rodriguez	Gustavo Castro Rodriguez	BMW M3 E36	GT COP	3	16	42:48.454	1 Lap	26.256	86.3	2	1:58.934	116.5
4	57	Garage João Gomes	Jose Maria Perez	Luís Tojeiro	Porsche 968 CS	GT COP	4	16	43:19.164	1 Lap	30.710	85.3	2	2:00.973	114.5

H81-2000

Cls	Nº	Entrant/Team	Driver 1	Driver 2	Vehicle	Cat	Cl	Laps	Total Time	Gap	Interval	Km/h	Best	Time	Km/h
1	549	Centro Clássico	João Mira Gomes	Nuno Afoito	Ford Escort RS 2000	H81-200	1	17	43:24.138			90.4	2	2:00.635	114.8
2	527	RPMotorsport	Pedro Melo	Carlos Dias Pedro	Ford Escort RS 2000	H81-200	2	16	41:55.359	1 Lap	1 Lap	88.1	16	1:59.081	116.3
3	554	Samuel Vidal	Samuel Vidal		Ford Escort RS 2000	H81-200	3	10	41:38.265	7 Laps	6 Laps	55.4	9	2:04.895	110.9

H81-MAX

Cls	Nº	Entrant/Team	Driver 1	Driver 2	Vehicle	Cat	Cl	Laps	Total Time	Gap	Interval	Km/h	Best	Time	Km/h
1	594	Gordo Racing Team	Ruben Ferreira	Pedro Gordo	Porsche 928 S	H81-MA	1	17	43:25.182			90.4	2	1:59.264	116.2
2	573	Peres	André Castro Pinheiro	Ernesto Silva Vieira	Jaguar XJS V12	H81-MA	2	16	42:46.472	1 Lap	1 Lap	86.4	15	2:02.299	113.3

H81-1600

Cls	Nº	Entrant/Team	Driver 1	Driver 2	Vehicle	Cat	Cl	Laps	Total Time	Gap	Interval	Km/h	Best	Time	Km/h
1	588	Team Squadra / RPMotorsport	Rafael Cerveira Pinto	Armindo Ferreira	VW Golf GTI	H81-160	1	16	41:34.584			88.8	8	2:02.595	113.0
2	500	RPMotorsport	Nuno Pardalejo	Marcos Ruão	VW Scirocco	H81-160	2	16	41:43.884	9.300	9.300	88.5	8	2:00.983	114.5
3	525	RPMotorsport	Pedro Melo	Carlos Gagliardini	VW Golf GTI	H81-160	3	15	41:57.880	1 Lap	1 Lap	82.5	11	2:07.317	108.8
4	587	RPMotorsport	Manuel Cabral Menezes	Jorge Petiz	VW Golf GTI	H81-160	4	13	36:35.955	3 Laps	2 Laps	82.0	12	2:03.906	111.8

Not classified: (Requirements: 50% of number laps of leader = 9 Laps)

526	RPMotorsport	Hugo Silva	Ivan Mateo Alvarez	VW Golf GTI	H81-160	5	1	2:27.616	15 Laps	12 Laps	93.8	1	2:27.616	93.8
-----	--------------	------------	--------------------	-------------	---------	---	---	----------	---------	---------	------	---	----------	------

T MAX

Cls	Nº	Entrant/Team	Driver 1	Driver 2	Vehicle	Cat	Cl	Laps	Total Time	Gap	Interval	Km/h	Best	Time	Km/h
1	7	RP Motorsport	Paulo Lima	José Paradela	BMW E30 M3	T MAX	1	16	42:04.661			87.8	14	1:50.662	125.2

Not classified: (Requirements: 50% of number laps of leader = 9 Laps)

31	Ciudad Ducal	Jaime Artajo de No	Carlos de Miguel Egea	BMW E30 325	T MAX	2	1	2:20.866	15 Laps	15 Laps	98.3	1	2:20.866	98.3
----	--------------	--------------------	-----------------------	-------------	-------	---	---	----------	---------	---------	------	---	----------	------

GR2

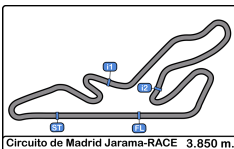
Cls	Nº	Entrant/Team	Driver 1	Driver 2	Vehicle	Cat	Cl	Laps	Total Time	Gap	Interval	Km/h	Best	Time	Km/h
1	538	Keep on Racing	Rui Moura	Carlos Aniceto	VW Golf GTI MK1	GR2	1	16	42:37.179			86.7	11	2:07.287	108.8

Published at:.....

Track Temp: 40.5 °C Air Temp: 23.5 °C Humidity: 55 % Track Status: SECA

Race Director: _____ Timekeeper: _____





Circuito de Madrid Jarama - RACE
CARRERA 80 - GROUP 1 PORTUGAL
RACE 1
Resultados Provisionales por Categoría



GR2															
Cls	Nº	Entrant/Team	Driver 1	Driver 2	Vehicle	Cat	Cl	Laps	Total Time	Gap	Interval	Km/h	Best	Time	Km/h
2	98	RP Motorsport	César Freitas		BMW 323i	GR2	2	16	43:07.878	30.699	30.699	85.6	10	2:02.666	112.9

T 2000															
Cls	Nº	Entrant/Team	Driver 1	Driver 2	Vehicle	Cat	Cl	Laps	Total Time	Gap	Interval	Km/h	Best	Time	Km/h
1	20	Eficar Team	Juan Alonso Borrás	Jose Antonio Zorrilla	Honda Civic	T 2000	1	16	43:09.272			85.6	16	2:03.226	112.4

H75-1600															
Cls	Nº	Entrant/Team	Driver 1	Driver 2	Vehicle	Cat	Cl	Laps	Total Time	Gap	Interval	Km/h	Best	Time	Km/h
1	570	RPMotorsport	Félix Ribeiro		Alfa Romeo 1600 GT Junior	H75-1600	1	15	41:55.148			82.6	12	2:13.121	104.1

H71-1600															
Cls	Nº	Entrant/Team	Driver 1	Driver 2	Vehicle	Cat	Cl	Laps	Total Time	Gap	Interval	Km/h	Best	Time	Km/h
1	545	RPMotorsport	Regis Paillardon	François Guerin	BMW 1600 Ti	H71-1600	1	15	42:06.963			82.2	12	2:14.547	103.0

T 1400															
Cls	Nº	Entrant/Team	Driver 1	Driver 2	Vehicle	Cat	Cl	Laps	Total Time	Gap	Interval	Km/h	Best	Time	Km/h
1	67	RPMotorsport	João Neves		Toyota Starlet	T 1400	1	15	42:24.012			81.7	11	2:07.516	108.6

Prod Cup															
Cls	Nº	Entrant/Team	Driver 1	Driver 2	Vehicle	Cat	Cl	Laps	Total Time	Gap	Interval	Km/h	Best	Time	Km/h
1	565	Luís Santa-Bárbara	Luís Santa-Bárbara	Manuel Almeida	Datsun 1200	Prod Cup	1	15	42:42.092			81.1	9	2:21.687	97.8
2	590	Filipe Gregorio	Filipe Gregorio	Guilherme Gregorio	Datsun 1200	Prod Cup	2	15	42:42.522	0.430	0.430	81.1	13	2:21.024	98.2

Not classified: (Requirements: 50% of number laps of leader = 9 Laps)

567	RPMotorsport	Alberto Xavier	Henrique Xavier	Datsun 1200	Prod Cup	3	7	41:31.750	8 Laps	8 Laps	38.9	2	2:18.639	99.9
-----	--------------	----------------	-----------------	-------------	----------	---	---	-----------	--------	--------	------	---	----------	------

H71-1300															
Cls	Nº	Entrant/Team	Driver 1	Driver 2	Vehicle	Cat	Cl	Laps	Total Time	Gap	Interval	Km/h	Best	Time	Km/h
1	560	Arantes Competição	João e Vasconcelos	Rui Castro	Datsun 1200 Coupé GX	H71-1300	1	15	42:46.767			80.9	9	2:11.946	105.0

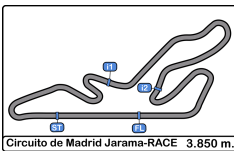
Troféu Mini															
Cls	Nº	Entrant/Team	Driver 1	Driver 2	Vehicle	Cat	Cl	Laps	Total Time	Gap	Interval	Km/h	Best	Time	Km/h
1	58	Filipe Ruão	Filipe Ruão	Pedro Ferreira	Mini	Troféu Mi	1	11	33:21.678			76.1	10	2:19.369	99.4

Published at:.....

Track Temp: 40.5 °C Air Temp: 23.5 °C Humidity: 55 % Track Status: SECA

Race Director:	Timekeeper:
----------------	-------------





Circuito de Madrid Jarama - RACE
 CARRERA 80 - GROUP 1 PORTUGAL
 RACE 1



Resultados Provisionales por Categoría

924 Cup															
Cls	Nº	Entrant/Team	Driver 1	Driver 2	Vehicle	Cat	Cl	Laps	Total Time	Gap	Interval	Km/h	Best	Time	Km/h
Not classified: (Requirements: 50% of number laps of leader = 9 Laps)															
558	GJG		Antonio Reis	Jose Carvalhosa	Porsche 924	924 Cup	1	1	2:21.479			97.9	1	2:21.479	97.9

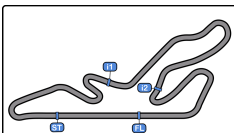
Fastest lap Lima - Parabela in 1:50.662 at 125.2 Km/h in lap 14

Published at:.....

Track Temp: 40.5 °C Air Temp: 23.5 °C Humidity: 55 % Track Status: SECA

Race Director:	Timekeeper: 
----------------	---





Circuito de Madrid Jarama - RACE
CARRERA 80 - GROUP 1 PORTUGAL

RACE 1

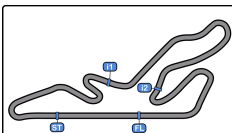
Clasificación Provisional por Vuelta Rápida de Piloto



Circuito de Madrid Jarama-RACE 3.850 m.

Clas	Nº	Entrant/Team	Vehicle	Driver	Status	Cat	Clas	Laps	Best	Time	Gap	Interval	Km/h
1	7	RP Motorsport	BMW E30 M3	Lima - Paradela		T MAX	1	16	14	1:50.662			125.2
2	169	HY Racina	Porsche 911 3.0 RS	Muvtiens - Pineau		GT CO	1	17	9	1:51.454	0.792	0.792	124.3
3	87	Club Deportivo Elemental Lucena Spo	BMW M3 E36	Revuelta Rodriguez - Castro Rodrique		GT CO	2	16	2	1:58.934	8.272	7.480	116.5
4	527	RPMotorsport	Ford Escort RS 2000	Melo - Dias Pedro		H81-20	1	16	16	1:59.081	8.419	0.147	116.3
5	594	Gordo Racina Team	Porsche 928 S	Ferreira - Gordo		H81-MA	1	17	2	1:59.264	8.602	0.183	116.2
6	549	Centro Clássico	Ford Escort RS 2000	Mira Gomes - Afoito		H81-20	2	17	2	2:00.635	9.973	1.371	114.8
7	57	Garaqe João Gomes	Porsche 968 CS	Maria Perez - Tojeiro		GT CO	3	16	2	2:00.973	10.311	0.338	114.5
8	500	RPMotorsport	VW Scirroco	Pardaleio - Ruão		H81-16	1	16	8	2:00.983	10.321	0.010	114.5
9	35	Eficar Team	BMW 325i E36	Teo Antonio Pérez		GT CO	4	16	10	2:01.228	10.566	0.245	114.3
10	573	Peres	Jaquar XJS V12	Castro Pinheiro - Silva Vieira		H81-MA	2	16	15	2:02.299	11.637	1.071	113.3
11	588	Team Squadra / RPMotorsport	VW Golf GTI	Cerveira Pinto - Ferreira		H81-16	2	16	8	2:02.595	11.933	0.296	113.0
12	98	RP Motorsport	BMW 323i	César Freitas		GR2	1	16	10	2:02.666	12.004	0.071	112.9
13	20	Eficar Team	Honda Civic	Alonso Borrás - Antonio Zorrilla		T 2000	1	16	16	2:03.226	12.564	0.560	112.4
14	587	RPMotorsport	VW Golf GTI	Cabral Menezes - Petiz		H81-16	3	13	12	2:03.906	13.244	0.680	111.8
15	554	Samuel Vidal	Ford Escort RS 2000	Samuel Vidal		H81-20	3	10	9	2:04.895	14.233	0.989	110.9
16	538	Keep on Racing	VW Golf GTI MK1	Moura - Aniceto		GR2	2	16	11	2:07.287	16.625	2.392	108.8
17	525	RPMotorsport	VW Golf GTI	Melo - Gaalardini		H81-16	4	15	11	2:07.317	16.655	0.030	108.8
18	67	RPMotorsport	Tovota Starlet	João Neves		T 1400	1	15	11	2:07.516	16.854	0.199	108.6
19	560	Arantes Competição	Datsun 1200 Coupé GX	e Vasconcelos - Castro		H71-13	1	15	9	2:11.946	21.284	4.430	105.0
20	570	RPMotorsport	Alfa Romeo 1600 GT Junior	Félix Ribeiro		H75-16	1	15	12	2:13.121	22.459	1.175	104.1
21	545	RPMotorsport	BMW 1600 Ti	Paillardon - Guerin		H71-16	1	15	12	2:14.547	23.885	1.426	103.0
22	567	RPMotorsport	Datsun 1200	Xavier - Xavier		Prod Cu	1	7	2	2:18.639	27.977	4.092	99.9
23	58	Filipe Ruão	Mini	Ruão - Ferreira		Troféu	1	11	10	2:19.369	28.707	0.730	99.4
24	31	Ciudad Ducal	BMW E30 325	Artaio de No - de Miquel Eaea		T MAX	2	1	1	2:20.866	30.204	1.497	98.3
25	590	Filipe Gregorio	Datsun 1200	Gregorio - Gregorio		Prod Cu	2	15	13	2:21.024	30.362	0.158	98.2
26	558	GJG	Porsche 924	Reis - Carvalhosa		924 Cu	1	1	1	2:21.479	30.817	0.455	97.9
27	565	Luís Santa-Bárbara	Datsun 1200	Santa-Bárbara - Almeida		Prod Cu	3	15	9	2:21.687	31.025	0.208	97.8
28	526	RPMotorsport	VW Golf GTI	Silva - Mateo Alvarez		H81-16	5	1	1	2:27.616	36.954	5.929	93.8





Circuito de Madrid Jarama - RACE
CARRERA 80 - GROUP 1 PORTUGAL
RACE 1

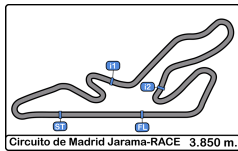
Distancia y Velocidad Media

Circuito de Madrid Jarama-RACE 3.850 m.



Cls	Nº	Entrant/Team	Driver 1	Driver 2	Vehicle	Cat	Cls	Laps	Distance	Total Time	Km/h
1	169	HY Racing	Olivier Muytjens	Brice Pineau	Porsche 911 3.0 RS	GT COP	1	17	65.45	41:31.569	94.5
2	549	Centro Clássico	João Mira Gomes	Nuno Afoito	Ford Escort RS 2000	H81-200	1	17	65.45	43:24.138	90.4
3	594	Gordo Racing Team	Ruben Ferreira	Pedro Gordo	Porsche 928 S	H81-MA	1	17	65.45	43:25.182	90.4
4	588	Team Squadra / RPMotorsport	Rafael Cerveira Pinto	Armindo Ferreira	VW Golf GTI	H81-160	1	16	61.60	41:34.584	88.8
5	500	RPMotorsport	Nuno Pardalejo	Marcos Ruão	VW Scirocco	H81-160	2	16	61.60	41:43.884	88.5
6	527	RPMotorsport	Pedro Melo	Carlos Dias Pedro	Ford Escort RS 2000	H81-200	2	16	61.60	41:55.359	88.1
7	7	RP Motorsport	Paulo Lima	José Paradela	BMW E30 M3	T MAX	1	16	61.60	42:04.661	87.8
8	35	Eficar Team	Teo Antonio Pérez		BMW 325i E36	GT COP	2	16	61.60	42:22.198	87.2
9	538	Keep on Racing	Rui Moura	Carlos Aniceto	VW Golf GTI MK1	GR2	1	16	61.60	42:37.179	86.7
10	573	Peres	André Castro Pinheiro	Ernesto Silva Vieira	Jaguar XJS V12	H81-MA	2	16	61.60	42:46.472	86.4
11	87	Club Deportivo Elemental Lucena Sport	Kilian Revuelta Rodriguez	Gustavo Castro Rodriguez	BMW M3 E36	GT COP	3	16	61.60	42:48.454	86.3
12	98	RP Motorsport	César Freitas		BMW 323i	GR2	2	16	61.60	43:07.878	85.6
13	20	Eficar Team	Juan Alonso Borrás	Jose Antonio Zorrilla	Honda Civic	T 2000	1	16	61.60	43:09.272	85.6
14	57	Garage João Gomes	Jose Maria Perez	Luís Tojeiro	Porsche 968 CS	GT COP	4	16	61.60	43:19.164	85.3
15	570	RPMotorsport	Félix Ribeiro		Alfa Romeo 1600 GT Junior	H75-160	1	15	57.75	41:55.148	82.6
16	525	RPMotorsport	Pedro Melo	Carlos Gagliardini	VW Golf GTI	H81-160	3	15	57.75	41:57.880	82.5
17	545	RPMotorsport	Regis Paillardon	François Guerin	BMW 1600 Ti	H71-160	1	15	57.75	42:06.963	82.2
18	67	RPMotorsport	João Neves		Toyota Starlet	T 1400	1	15	57.75	42:24.012	81.7
19	565	Luís Santa-Bárbara	Luís Santa-Bárbara	Manuel Almeida	Datsun 1200	Prod Cu	1	15	57.75	42:42.092	81.1
20	590	Filipe Gregorio	Filipe Gregorio	Guilherme Gregorio	Datsun 1200	Prod Cu	2	15	57.75	42:42.522	81.1
21	560	Arantes Competição	João e Vasconcelos	Rui Castro	Datsun 1200 Coupé GX	H71-130	1	15	57.75	42:46.767	80.9
22	587	RPMotorsport	Manuel Cabral Menezes	Jorge Petiz	VW Golf GTI	H81-160	4	13	50.05	36:35.955	82.0
23	58	Filipe Ruão	Filipe Ruão	Pedro Ferreira	Mini	Troféu M	1	11	42.35	33:21.678	76.1
24	554	Samuel Vidal	Samuel Vidal		Ford Escort RS 2000	H81-200	3	10	38.50	41:38.265	55.4
Not classified: (Requirements: 50% of number laps of leader = 9 Laps)											
567		RPMotorsport	Alberto Xavier	Henrique Xavier	Datsun 1200	Prod Cu	3	7	26.95	41:31.750	38.9
31		Ciudad Ducal	Jaime Artajo de No	Carlos de Miguel Egea	BMW E30 325	T MAX	2	1	03.85	2:20.866	98.3
558		GJG	Antonio Reis	Jose Carvalhosa	Porsche 924	924 Cup	1	1	03.85	2:21.479	97.9
526		RPMotorsport	Hugo Silva	Ivan Mateo Alvarez	VW Golf GTI	H81-160	5	1	03.85	2:27.616	93.8





Circuito de Madrid Jarama - RACE
CARRERA 80 - GROUP 1 PORTUGAL
RACE 1



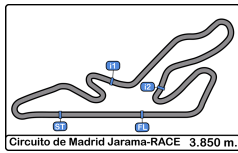
Tiempos Por Vuelta

7							35								
Paulo Lima			BMW E30 M3				Teo Antonio Pérez			BMW 325i E36					
T MAX			José Paradela		RP Motorsport		GT COPA		Eficar Team						
Lap	D	Time	Sector 1	Sector 2	Sector 3	T. Spd	Elapsed	Lap	D	Time	Sector 1	Sector 2	Sector 3	T. Spd	Elapsed
1		1:54.852	47.451	36.608	30.793	178.2	1:54.852	1		2:11.091	55.628	41.383	34.080	169.0	2:11.091
2		1:56.074	42.260	36.374	37.440	212.5	3:50.926	2		2:05.156	47.001	41.066	37.089	175.3	4:16.247
3		4:22.022	1:31.993	1:33.893	1:16.136	111.2	8:12.948	3		4:03.708	1:13.606	1:35.054	1:15.048	152.3	8:19.955
4		4:20.496	1:47.111	1:31.225	1:02.160	57.2	12:33.444	4		4:19.285	1:47.472	1:32.140	59.673	55.3	12:39.240
5		4:37.843	1:56.245	1:34.843	1:06.755	49.2	17:11.287	5		4:37.564	1:58.236	1:36.519	1:02.809	58.3	17:16.804
6		3:16.619	1:28.094	1:04.100	44.425	63.0	20:27.906	6		3:19.662 P	1:27.145	1:04.383	48.134	61.0	20:36.466
7		1:52.189	44.221	36.662	31.306	196.3	22:20.095	7		3:23.431	2:09.126	40.453	33.852	82.2	23:59.897
8		1:58.110 P	42.843	37.328	37.939	213.4	24:18.205	8		2:03.996	47.239	41.198	35.559	174.4	26:03.893
9		4:34.132	3:24.263	37.940	31.929	84.2	28:52.337	9		2:02.936	46.988	41.625	34.323	179.4	28:06.829
10		1:54.910	43.992	37.927	32.991	197.8	30:47.247	10		2:01.228	46.627	40.610	33.991	177.0	30:08.057
11		1:56.972	46.799	38.885	31.288	199.6	32:44.219	11		2:01.636	46.736	40.970	33.930	182.1	32:09.693
12		1:51.593	43.077	37.296	31.220	210.9	34:35.812	12		2:01.721	46.896	40.870	33.955	181.2	34:11.414
13		1:55.980	44.866	39.818	31.296	181.8	36:31.792	13		2:02.012	46.812	41.277	33.923	175.6	36:13.426
14		1:50.662	43.065	36.676	30.921	209.3	38:22.454	14		2:03.012	46.487	42.270	34.255	181.5	38:16.438
15		1:51.255	43.263	36.900	31.092	208.4	40:13.709	15		2:02.791	46.775	40.816	35.200	180.0	40:19.229
16		1:50.952	42.646	36.972	31.334	201.4	42:04.661	16		2:02.969	47.265	41.642	34.062	175.0	42:22.198

20							57								
Juan Alonso Borrás			Honda Civic				Jose Maria Perez			Porsche 968 CS					
T 2000			Jose Antonio Zorrilla		Eficar Team		GT COPA		Luis Tojeiro		Garage João Gomes				
Lap	D	Time	Sector 1	Sector 2	Sector 3	T. Spd	Elapsed	Lap	D	Time	Sector 1	Sector 2	Sector 3	T. Spd	Elapsed
1		2:17.833	59.415	43.073	35.345	151.4	2:17.833	1		2:08.653	54.567	40.254	33.832	157.4	2:08.653
2		2:13.110	47.913	43.146	42.051	179.1	4:30.943	2		2:00.973	46.010	40.542	34.421	176.7	4:09.626
3		3:55.669	1:03.443	1:35.435	1:16.791	129.0	8:26.612	3		4:08.626	1:17.848	1:35.436	1:15.342	139.5	8:18.252
4		4:19.561	1:47.548	1:34.314	57.699	48.3	12:46.173	4		4:19.837	1:47.402	1:31.347	1:01.088	59.2	12:38.089
5		4:39.352 P	1:57.844	1:39.742	1:01.766	57.6	17:25.525	5		4:37.204	1:57.033	1:37.170	1:03.001	57.5	17:15.293
6		4:55.049	3:32.116	45.886	37.047	72.2	22:20.574	6		3:13.527	1:26.987	1:04.554	41.986	58.0	20:28.820
7		2:05.221	48.365	42.147	34.709	176.1	24:25.795	7		2:03.271	48.233	41.039	33.999	167.4	22:32.091
8		2:04.025	47.238	41.663	35.124	178.5	26:29.820	8		2:08.741 P	46.903	41.207	40.631	166.9	24:40.832
9		2:04.423	47.278	41.897	35.248	180.3	28:34.243	9		4:20.159	3:03.324	42.285	34.550	82.7	29:00.991
10		2:05.691	48.328	42.533	34.830	180.6	30:39.934	10		2:03.737	46.940	41.458	35.339	185.8	31:04.728
11		2:10.170	52.351	42.234	35.585	177.9	32:50.104	11		2:04.226	47.893	41.806	34.527	180.3	33:08.954
12		2:04.693	47.993	41.742	34.958	177.3	34:54.797	12		2:01.266	46.491	40.928	33.847	181.8	35:10.220
13		2:03.857	47.575	41.454	34.828	179.1	36:58.654	13		2:02.727	46.715	41.387	34.625	190.8	37:12.947
14		2:03.652	47.587	41.481	34.584	180.3	39:02.306	14		2:02.444	46.952	41.567	33.925	181.8	39:15.391
15		2:03.740	47.701	41.460	34.579	177.9	41:06.046	15		2:01.443	46.051	41.114	34.278	196.7	41:16.834
16		2:03.226	47.403	41.401	34.422	177.3	43:09.272	16		2:02.330	47.046	41.093	34.191	185.8	43:19.164

31							58								
Jaime Artajo de No			BMW E30 325				Filipe Ruão			Mini					
T MAX			Carlos de Miguel Egea		Ciudad Ducal		Troféu Mini		Pedro Ferreira		Filipe Ruão				
Lap	D	Time	Sector 1	Sector 2	Sector 3	T. Spd	Elapsed	Lap	D	Time	Sector 1	Sector 2	Sector 3	T. Spd	Elapsed
1		2:20.866	1:00.153	45.165	35.548	150.4	2:20.866	1		2:34.025	1:07.736	47.504	38.785	140.6	2:34.025
2								2		2:43.703	52.957	1:09.820	40.926	147.7	5:17.728
3								3		3:19.511	56.089	1:06.087	1:17.335	133.1	8:37.239
4								4		4:17.735	1:45.669	1:35.385	56.681	55.5	12:54.974
5								5		4:44.868 P	1:57.361	1:41.291	1:06.216	58.5	17:39.842
6								6		3:58.133	2:28.256	49.881	39.996	79.6	21:37.975
7								7		2:20.852	53.383	47.759	39.710	145.5	23:58.827
8								8		2:21.047	53.384	47.825	39.838	147.3	26:19.874
9								9		2:21.236	53.754	48.747	38.735	145.7	28:41.110
10								10		2:19.369	52.946	47.741	38.682	147.1	31:00.479
11								11		2:21.199	53.982	48.423	38.794	146.7	33:21.678





Circuito de Madrid Jarama - RACE
CARRERA 80 - GROUP 1 PORTUGAL
RACE 1
Tiempos Por Vuelta



67

João Neves

Toyota Starlet

169

Olivier Muytjens

Porsche 911 3.0 RS

T 1400

RPMotorsport

GT COPA

Brice Pineau

HY Racing

Lap D	Time	Sector 1	Sector 2	Sector 3	T. Spd	Elapsed	Lap D	Time	Sector 1	Sector 2	Sector 3	T. Spd	Elapsed
1	2:26.246	1:04.742	44.806	36.698	146.9	2:26.246	1	2:00.157	49.831	38.191	32.135	179.7	2:00.157
2	2:18.788	49.999	47.796	40.993	169.0	4:45.034	2	1:57.076	45.003	38.575	33.498	202.6	3:57.233
3	3:49.373	54.472	1:37.369	1:17.532	156.0	8:34.407	3	4:17.067	1:26.913	1:34.167	1:15.987	129.1	8:14.300
4	4:18.316	1:46.104	1:34.788	57.424	57.3	12:52.723	4	4:20.508	1:47.078	1:31.070	1:02.360	56.7	12:34.808
5	4:43.183 P	1:57.279	1:41.445	1:04.459	62.2	17:35.906	5	4:37.675 P	1:56.216	1:34.747	1:06.712	51.1	17:12.483
6	4:02.374	2:32.589	49.910	39.875	75.9	21:38.280	6	3:38.886	2:21.671	41.717	35.498	90.0	20:51.369
7	2:08.954	49.930	43.291	35.733	162.1	23:47.234	7	1:52.254	43.903	37.070	31.281	201.1	22:43.623
8	2:09.591	49.200	43.608	36.783	169.8	25:56.825	8	1:51.934	42.902	37.428	31.604	201.8	24:35.557
9	2:12.157	51.755	44.393	36.009	143.8	28:08.982	9	1:51.454	43.031	37.045	31.378	197.0	26:27.011
10	2:07.844	48.745	43.383	35.716	166.1	30:16.826	10	1:53.100	43.163	38.124	31.813	198.5	28:20.111
11	2:07.516	48.486	43.335	35.695	167.1	32:24.342	11	1:51.968	43.308	37.102	31.558	195.2	30:12.079
12	2:09.547	49.263	44.191	36.093	167.1	34:33.889	12	1:52.347	42.871	37.557	31.919	197.8	32:04.426
13	2:08.609	49.649	43.329	35.631	165.8	36:42.498	13	1:52.471	43.438	37.498	31.535	192.5	33:56.897
14	2:19.008 P	50.337	44.216	44.455	147.1	39:01.506	14	1:54.393	44.763	37.955	31.675	180.9	35:51.290
15	3:22.506	2:01.965	44.249	36.292	75.7	42:24.012	15	1:53.163	43.473	38.146	31.544	190.4	37:44.453
16							16	1:52.612	42.985	37.990	31.637	192.8	39:37.065
17							17	1:54.504	44.140	37.991	32.373	194.2	41:31.569

87

Kilian Revuelta Rodriguez

BMW M3 E36

GT COPA

Gustavo Castro Rodriguez

Club Deportivo Elemental Lucena

500

Nuno Pardalejo

VW Scirocco

Lap D	Time	Sector 1	Sector 2	Sector 3	T. Spd	Elapsed	Lap D	Time	Sector 1	Sector 2	Sector 3	T. Spd	Elapsed
1	2:02.876	50.916	39.313	32.647	179.4	2:02.876	1	2:19.840	58.603	43.661	37.576	150.4	2:19.840
2	1:58.934	45.712	40.042	33.180	194.5	4:01.810	2	2:13.628	48.453	44.575	40.600	175.6	4:33.468
3	4:13.595	1:23.349	1:34.529	1:15.717	164.6	8:15.405	3	3:55.319	1:02.519	1:36.151	1:16.649	142.2	8:28.787
4	4:20.539	1:47.212	1:30.816	1:02.511	59.4	12:35.944	4	4:19.132	1:47.609	1:34.582	56.941	51.1	12:47.919
5	4:37.043	1:55.875	1:35.487	1:05.681	51.0	17:12.987	5	4:41.939 P	1:57.979	1:40.096	1:03.864	68.6	17:29.858
6	3:15.604	1:27.684	1:04.218	43.702	62.9	20:28.591	6	3:53.912	2:29.244	47.099	37.569	75.7	21:23.770
7	2:08.360 P	46.439	39.573	42.348	180.6	22:36.951	7	2:02.946	47.209	41.482	34.255	175.8	23:26.716
8	3:44.975	2:30.142	40.655	34.178	67.6	26:21.926	8	2:00.983	45.980	41.024	33.979	181.8	25:27.699
9	2:02.458	46.593	41.823	34.042	190.1	28:24.384	9	2:02.382	47.071	41.144	34.167	178.2	27:30.081
10	2:04.345	48.317	41.526	34.502	166.4	30:28.729	10	2:02.089	46.708	41.107	34.274	180.6	29:32.170
11	2:02.236	46.730	41.475	34.031	181.5	32:30.965	11	2:01.825	46.924	41.028	33.873	180.0	31:33.995
12	2:02.795	46.752	41.429	34.614	183.0	34:33.760	12	2:01.651	46.626	41.044	33.981	180.6	33:35.646
13	2:02.910	46.529	42.110	34.271	192.1	36:36.670	13	2:02.341	46.910	40.554	34.877	179.4	35:37.987
14	2:04.126	47.659	42.111	34.356	190.8	38:40.796	14	2:01.562	46.514	40.644	34.404	179.7	37:39.549
15	2:04.243	48.228	41.731	34.284	185.8	40:45.039	15	2:02.265	46.390	42.057	33.818	179.7	39:41.814
16	2:03.415	47.484	41.783	34.148	186.2	42:48.454	16	2:02.070	46.656	41.157	34.257	180.6	41:43.884

98

César Freitas

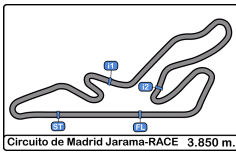
BMW 323i

GR2

RP Motorsport

Lap D	Time	Sector 1	Sector 2	Sector 3	T. Spd	Elapsed
1	2:19.774	1:01.033	42.798	35.943	160.4	2:19.774
2	2:12.284	46.962	43.566	41.756	183.6	4:32.058
3	3:55.724	1:02.840	1:36.069	1:16.815	143.4	8:27.782
4	4:18.954	1:47.396	1:34.794	56.764	54.7	12:46.736
5	4:41.348 P	1:58.088	1:40.325	1:02.935	62.7	17:28.084
6	4:47.163	3:30.202	41.807	35.154	79.7	22:15.247
7	2:03.793	47.445	41.683	34.665	181.2	24:19.040
8	2:04.267	47.899	42.050	34.318	179.4	26:23.307
9	2:04.235	47.993	41.098	35.144	185.8	28:27.542
10	2:02.666	47.095	41.459	34.112	190.4	30:30.208
11	2:13.674	57.969	41.295	34.410	195.2	32:43.882
12	2:03.699	47.420	41.374	34.905	174.1	34:47.581
13	2:04.831	47.667	42.219	34.945	183.6	36:52.412
14	2:06.312	47.859	43.553	34.900	173.6	38:58.724
15	2:05.452	48.042	42.328	35.082	164.8	41:04.176
16	2:03.702	47.695	41.458	34.549	170.0	43:07.878





Circuito de Madrid Jarama - RACE
CARRERA 80 - GROUP 1 PORTUGAL
RACE 1



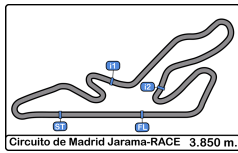
Tiempos Por Vuelta

525							538								
Pedro Melo			VW Golf GTI				Rui Moura			VW Golf GTI MK1					
H81-1600			RPMotorsport				GR2			Keep on Racing					
Carlos Gagliardini							Carlos Aniceto								
Lap	D	Time	Sector 1	Sector 2	Sector 3	T. Spd	Elapsed	Lap	D	Time	Sector 1	Sector 2	Sector 3	T. Spd	Elapsed
1		2:22.388	1:01.792	44.435	36.161	149.5	2:22.388	1		2:22.408	1:02.883	44.262	35.263	148.7	2:22.408
2		2:11.310	48.819	44.750	37.741	169.5	4:33.698	2		2:12.779	49.859	43.583	39.337	179.1	4:35.187
3		3:56.046	1:02.969	1:36.286	1:16.791	138.9	8:29.744	3		3:55.424	1:02.377	1:36.727	1:16.320	150.6	8:30.611
4		4:18.812	1:47.466	1:34.654	56.692	54.3	12:48.556	4		4:18.787	1:47.314	1:34.846	56.627	56.9	12:49.398
5		4:35.080	1:57.893	1:40.462	56.725	64.0	17:23.636	5		4:41.789 P	1:57.665	1:41.194	1:02.930	62.9	17:31.187
6		3:16.446 P	1:21.889	1:05.124	49.433	69.6	20:40.082	6		3:35.982	2:14.906	44.240	36.836	65.7	21:07.169
7		3:30.216	2:10.308	43.666	36.242	86.8	24:10.298	7		2:09.159	49.748	43.793	35.618	179.1	23:16.328
8		2:18.450 P	49.523	44.529	44.398	164.1	26:28.748	8		2:10.227	50.147	44.032	36.048	164.3	25:26.555
9		2:38.200	1:16.689	45.238	36.273	80.8	29:06.948	9		2:09.879	50.153	44.390	35.336	162.8	27:36.434
10		2:09.357	49.280	43.417	36.660	168.2	31:16.305	10		2:08.494	49.234	44.078	35.182	164.6	29:44.928
11		2:07.317	48.547	42.985	35.785	168.7	33:23.622	11		2:07.287	48.792	43.473	35.022	172.2	31:52.215
12		2:08.281	48.324	44.193	35.764	169.8	35:31.903	12		2:08.466	49.170	43.781	35.515	171.1	34:00.681
13		2:07.783	48.631	43.195	35.957	167.1	37:39.686	13		2:08.886	49.313	44.190	35.383	179.4	36:09.567
14		2:07.417	48.827	43.230	35.360	169.2	39:47.103	14		2:10.557	49.499	44.831	36.227	168.7	38:20.124
15		2:10.777	48.451	43.839	38.487	168.2	41:57.880	15		2:08.690	49.602	43.842	35.246	166.9	40:28.814
								16		2:08.365	48.888	44.637	34.840	164.6	42:37.179

526							545								
Hugo Silva			VW Golf GTI				Regis Paillardon			BMW 1600 Ti					
H81-1600			RPMotorsport				H71-1600			RPMotorsport					
Ivan Mateo Alvarez							François Guerin								
Lap	D	Time	Sector 1	Sector 2	Sector 3	T. Spd	Elapsed	Lap	D	Time	Sector 1	Sector 2	Sector 3	T. Spd	Elapsed
1		2:27.616			2:27.616		2:27.616	1		2:25.381	1:04.245	44.678	36.458	151.4	2:25.381
2								2		2:18.219	50.097	48.067	40.055	174.7	4:43.600
3								3		3:49.987	55.177	1:37.352	1:17.458	155.8	8:33.587
4								4		4:18.685	1:46.335	1:34.580	57.770	55.8	12:52.272
5								5		4:40.753 P	1:56.153	1:41.453	1:03.147	64.2	17:33.025
6								6		3:55.528	2:30.838	46.396	38.294	78.4	21:28.553
7								7		2:17.016	51.688	46.532	38.796	168.7	23:45.569
8								8		2:18.439	52.503	47.544	38.392	163.3	26:04.008
9								9		2:16.510	51.276	46.049	39.185	169.0	28:20.518
10								10		2:17.069	52.134	46.681	38.254	169.8	30:37.587
11								11		2:20.978	56.142	46.767	38.069	168.7	32:58.565
12								12		2:14.547	51.169	45.250	38.128	166.4	35:13.112
13								13		2:17.446	51.459	47.319	38.668	170.8	37:30.558
14								14		2:19.626	52.856	47.894	38.876	168.7	39:50.184
15								15		2:16.779	53.128	45.533	38.118	168.2	42:06.963

527							
Pedro Melo			Ford Escort RS 2000				
H81-2000			RPMotorsport				
Carlos Dias Pedro							
Lap	D	Time	Sector 1	Sector 2	Sector 3	T. Spd	Elapsed
1		2:06.133	52.952	39.942	33.239	174.4	2:06.133
2		1:59.518	45.676	40.098	33.744	190.1	4:05.651
3		4:10.776	1:20.451	1:34.902	1:15.423	181.2	8:16.427
4		4:20.076	1:47.297	1:31.286	1:01.493	57.8	12:36.503
5		4:37.466	1:56.244	1:36.556	1:04.666	50.7	17:13.969
6		3:20.969 P	1:27.442	1:04.755	48.772	62.7	20:34.938
7		3:18.799	2:04.566	40.493	33.740	91.4	23:53.737
8		2:01.181	46.619	40.913	33.649	185.8	25:54.918
9		2:00.083	46.116	40.147	33.820	184.3	27:55.001
10		2:00.554	46.417	40.449	33.688	183.0	29:55.555
11		2:00.281	46.351	40.233	33.697	179.7	31:55.836
12		1:59.493	46.186	39.753	33.554	182.4	33:55.329
13		2:00.748	46.182	40.937	33.629	184.9	35:56.077
14		2:00.433	45.991	40.012	34.430	186.5	37:56.510
15		1:59.768	46.068	40.127	33.573	184.9	39:56.278
16		1:59.081	45.884	39.831	33.366	186.2	41:55.359





Circuito de Madrid Jarama - RACE
CARRERA 80 - GROUP 1 PORTUGAL
RACE 1



Tempos Por Volta

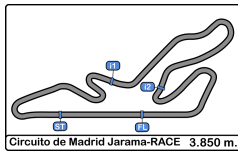
549							565						
João Mira Gomes							Luís Santa-Bárbara						
H81-2000							Centro Clássico						
Lap	D	Time	Sector 1	Sector 2	Sector 3	T. Spd	Lap	D	Time	Sector 1	Sector 2	Sector 3	T. Spd
1		2:16.420	1:00.624	42.188	33.608	178.2	2:16.420	1	2:36.012	1:08.692	48.374	38.946	139.3
2		2:00.635	45.202	40.740	34.693	198.1	4:17.055	2	2:43.105	53.780	1:10.033	39.292	146.7
3		4:03.969	1:13.624	1:35.114	1:15.231	135.6	8:21.024	3	3:18.993	56.849	1:05.843	1:16.301	121.7
4		4:18.992	1:48.066	1:32.399	58.527	48.6	12:40.016	4	4:18.397	1:46.046	1:35.787	56.564	50.3
5		4:37.898 P	1:59.356	1:35.793	1:02.749	58.7	17:17.914	5	4:45.426 P	1:57.176	1:41.438	1:06.812	55.5
6		3:32.234	2:12.148	43.672	36.414	87.3	20:50.148	6	3:38.648	2:09.874	49.417	39.357	83.4
7		2:02.952	48.057	40.744	34.151	167.9	22:53.100	7	2:22.132	53.804	49.020	39.308	143.6
8		2:02.957	47.054	40.953	34.950	176.7	24:56.057	8	2:23.948	53.869	49.930	40.149	143.6
9		2:03.712	47.510	41.528	34.674	181.8	26:59.769	9	2:21.687	53.740	48.730	39.217	143.8
10		2:02.992	47.021	40.889	35.082	178.5	29:02.761	10	2:22.378	53.275	49.151	39.952	146.5
11		2:03.919	47.982	41.555	34.382	179.7	31:06.680	11	2:22.711	53.744	49.278	39.689	145.5
12		2:03.808	47.741	41.330	34.737	184.3	33:10.488	12	2:22.179	53.394	49.057	39.728	146.3
13		2:02.821	47.297	40.802	34.722	183.3	35:13.309	13	2:22.270	53.530	49.074	39.666	145.7
14		2:03.333	47.702	41.194	34.437	180.6	37:16.642	14	2:21.870	53.523	49.160	39.187	145.7
15		2:02.472	47.461	40.598	34.413	183.3	39:19.114	15	2:22.336	53.855	48.853	39.628	149.1
16		2:02.212	47.156	40.715	34.341	183.9	41:21.326						
17		2:02.812	47.684	40.730	34.398	187.1	43:24.138						

554							567						
Samuel Vidal							Alberto Xavier						
H81-2000							Centro Clássico						
Lap	D	Time	Sector 1	Sector 2	Sector 3	T. Spd	Lap	D	Time	Sector 1	Sector 2	Sector 3	T. Spd
1		2:20.356	59.632	44.777	35.947	150.0	2:20.356	1	26:11.302	24:45.067	47.980	38.255	83.3
2		22:24.499	21:03.196	46.211	35.092	75.3	24:44.855	2	2:18.639	52.604	47.585	38.450	149.7
3		2:08.041	49.000	43.979	35.062	151.0	26:52.896	3	2:20.733	52.940	48.275	39.518	151.8
4		2:10.442	49.519	44.887	36.036	155.1	29:03.338	4	2:36.211	55.608	55.260	45.343	148.1
5		2:05.245	47.929	42.801	34.515	160.9	31:08.583	5	2:57.070	1:05.178	1:05.792	46.100	118.4
6		2:06.708	48.262	43.539	34.907	162.4	33:15.291	6	2:35.098	57.252	53.900	43.946	126.6
7		2:06.487	48.466	43.209	34.812	161.9	35:21.778	7	2:32.697	56.403	50.768	45.526	127.8
8		2:06.022	48.553	42.839	34.630	155.3	37:27.800						
9		2:04.895	47.872	42.830	34.193	161.4	39:32.695						
10		2:05.570	48.024	43.411	34.135	162.4	41:38.265						

558							570						
Antonio Reis							Félix Ribeiro						
924 Cup							H75-1600						
Lap	D	Time	Sector 1	Sector 2	Sector 3	T. Spd	Lap	D	Time	Sector 1	Sector 2	Sector 3	T. Spd
1		2:21.479	1:00.972	44.877	35.630	158.3	2:21.479	1	2:31.867	1:07.220	46.365	38.282	138.9
2								2	2:45.472	52.180	1:11.587	41.705	163.8
3								3	3:17.914	56.052	1:05.555	1:16.307	131.2
4								4	4:19.089	1:46.509	1:35.458	57.122	54.2
5								5	4:43.726 P	1:56.524	1:41.611	1:05.591	56.8
6								6	3:52.348	2:26.834	47.011	38.503	76.7
7								7	2:16.820	52.038	45.946	38.836	168.7
8								8	2:18.127	51.566	47.291	39.270	151.4
9								9	2:15.465	51.262	45.909	38.294	167.4
10								10	2:17.150	53.524	46.100	37.526	158.8
11								11	2:19.302	56.215	45.610	37.477	163.3
12								12	2:13.121	50.635	45.205	37.281	162.8
13								13	2:15.323	51.525	45.899	37.899	167.4
14								14	2:15.588	51.309	46.127	38.152	159.2
15								15	2:13.836	51.312	45.304	37.220	160.0

560						
João e Vasconcelos						
H71-1300						
Lap	D	Time	Sector 1	Sector 2	Sector 3	T. Spd
1		2:24.121	1:03.718	44.460	35.943	148.7
2		2:15.358	49.924	47.848	37.586	167.7
3		3:52.616	58.765	1:37.245	1:16.606	134.8
4		4:18.490	1:46.781	1:34.665	57.044	58.2
5		4:34.622	1:57.120	1:41.228	56.274	67.6
6		3:06.262	1:21.017	1:05.287	39.958	65.6
7		2:18.599 P	50.978	45.272	42.349	160.2
8		4:23.759	3:00.859	45.687	37.213	76.3
9		2:11.946	49.930	44.851	37.165	159.2
10		2:12.692	50.166	45.403	37.123	163.6
11		2:13.439	50.761	45.585	37.093	162.4
12		2:14.124	51.644	45.404	37.076	162.8
13		2:14.379	50.851	46.269	37.259	158.8
14		2:13.006	50.831	45.369	36.806	162.6
15		2:13.354	50.948	45.115	37.291	160.2





Circuito de Madrid Jarama - RACE
CARRERA 80 - GROUP 1 PORTUGAL
RACE 1



Tiempos Por Vuelta

573 André Castro Pinheiro Jaguar XJS V12 **590** Filipe Gregorio Datsun 1200

H81-MAX Ernesto Silva Vieira							Peres Prod Cup		Guilherme Gregorio					Filipe Gregorio	
Lap	D	Time	Sector 1	Sector 2	Sector 3	T. Spd	Elapsed	Lap	D	Time	Sector 1	Sector 2	Sector 3	T. Spd	Elapsed
1		2:10.234	55.253	40.968	34.013	175.3	2:10.234	1		2:36.108	1:09.060	48.261	38.787	132.8	2:36.108
2		2:03.663	45.947	41.501	36.215	181.8	4:13.897	2		2:42.072	53.045	1:08.572	40.455	147.1	5:18.180
3		4:05.100	1:14.778	1:35.236	1:15.086	144.3	8:18.997	3		3:19.489	56.561	1:05.808	1:17.120	135.6	8:37.669
4		4:19.454	1:47.659	1:32.103	59.692	58.5	12:38.451	4		4:17.994	1:45.758	1:35.466	56.770	53.1	12:55.663
5		4:37.518	1:57.860	1:36.747	1:02.911	58.1	17:15.969	5		4:45.062 P	1:57.415	1:41.290	1:06.357	58.8	17:40.725
6		3:13.151	1:27.190	1:04.400	41.561	61.3	20:29.120	6		3:43.443	2:15.655	48.550	39.238	85.1	21:24.168
7		2:12.834 P	48.534	41.042	43.258	158.3	22:41.954	7		2:22.858	53.974	49.044	39.840	144.9	23:47.026
8		3:35.364	2:18.659	41.890	34.815	77.8	26:17.318	8		2:22.139	54.257	48.664	39.218	146.9	26:09.165
9		2:05.152	47.249	42.929	34.974	176.4	28:22.470	9		2:21.750	53.878	48.465	39.407	144.7	28:30.915
10		2:05.517	48.663	41.937	34.917	169.0	30:27.987	10		2:21.521	53.477	48.763	39.281	148.5	30:52.436
11		2:04.337	48.292	41.513	34.532	183.6	32:32.324	11		2:23.314	54.595	48.548	40.171	147.7	33:15.750
12		2:02.943	47.070	41.474	34.399	175.6	34:35.267	12		2:21.513	53.502	48.808	39.203	148.1	35:37.263
13		2:03.427	47.377	41.849	34.201	189.4	36:38.694	13		2:21.024	53.428	48.207	39.389	147.3	37:58.287
14		2:02.816	46.997	41.481	34.338	181.8	38:41.510	14		2:21.133	53.383	48.547	39.203	150.0	40:19.420
15		2:02.299	46.337	41.738	34.224	195.6	40:43.809	15		2:23.102	53.780	49.400	39.922	146.1	42:42.522
16		2:02.663	46.405	41.604	34.654	191.8	42:46.472								

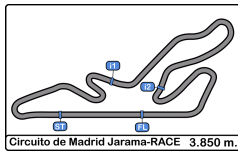
587 Manuel Cabral Menezes VW Golf GTI **594** Ruben Ferreira Porsche 928 S

H81-1600 Jorge Petiz RPMotorsport							H81-MAX Pedro Gordo		Gordo Racing Team						
Lap	D	Time	Sector 1	Sector 2	Sector 3	T. Spd	Elapsed	Lap	D	Time	Sector 1	Sector 2	Sector 3	T. Spd	Elapsed
1		2:13.893	57.147	42.044	34.702	154.7	2:13.893	1		2:06.589	54.226	39.373	32.990	168.7	2:06.589
2		2:08.503	47.186	43.077	38.240	176.4	4:22.396	2		1:59.264	46.067	39.709	33.488	193.5	4:05.853
3		3:59.767	1:08.917	1:35.342	1:15.508	138.8	8:22.163	3		4:11.184	1:20.856	1:35.294	1:15.034	169.8	8:17.037
4		4:20.745	1:48.175	1:34.317	58.253	44.0	12:42.908	4		4:19.971	1:47.402	1:31.366	1:01.203	57.2	12:37.008
5		4:36.313	1:58.558	1:38.907	58.848	59.7	17:19.221	5		4:36.701 P	1:56.531	1:37.603	1:02.567	52.1	17:13.709
6		3:18.923 P	1:25.680	1:05.100	48.143	64.6	20:38.144	6		3:37.237	2:18.038	43.306	35.893	83.5	20:50.946
7		3:28.298	2:10.531	42.105	35.662	93.5	24:06.442	7		2:03.342	47.888	41.199	34.255	174.1	22:54.288
8		2:05.869	48.412	42.206	35.251	178.5	26:12.311	8		2:02.643	46.910	41.108	34.625	184.3	24:56.931
9		2:04.960	48.029	42.056	34.875	172.8	28:17.271	9		2:03.688	47.320	41.635	34.733	180.3	27:00.619
10		2:04.960	48.029	42.056	34.875	172.8	28:17.271	10		2:04.216	47.625	41.704	34.887	189.4	29:04.835
11		2:05.731	48.357	42.202	35.172	177.9	30:23.002	11		2:04.332	48.368	41.401	34.563	169.8	31:09.167
12		2:04.782	47.827	42.106	34.849	180.3	32:27.784	12		2:03.566	46.861	41.436	35.269	193.5	33:12.733
13		2:03.906	47.580	41.726	34.600	180.6	34:31.690	13		2:02.701	47.233	41.072	34.396	192.1	35:15.434
14		2:04.265	47.693	42.135	34.437	178.5	36:35.955	14		2:02.766	47.208	41.015	34.543	179.7	37:18.200
15								15		2:02.497	46.695	41.440	34.362	198.5	39:20.697
16								16		2:01.946	46.690	41.005	34.251	196.3	41:22.643
17								17		2:02.539	46.645	41.545	34.349	198.1	43:25.182

588 Rafael Cerveira Pinto VW Golf GTI

H81-1600 Armindo Ferreira Team Squadra / RPMotorsport							
Lap	D	Time	Sector 1	Sector 2	Sector 3	T. Spd	Elapsed
1		2:15.681	57.981	42.208	35.492	161.1	2:15.681
2		2:11.536	48.120	44.263	39.153	173.3	4:27.217
3		3:56.838	1:05.131	1:35.888	1:15.819	128.4	8:24.055
4		4:20.577	1:47.228	1:34.686	58.663	47.0	12:44.632
5		4:38.980 P	1:57.868	1:39.137	1:01.975	55.7	17:23.612
6		3:33.257	2:14.886	43.578	34.793	86.8	20:56.869
7		2:03.471	47.383	41.816	34.272	174.7	23:00.340
8		2:02.595	46.733	41.410	34.452	175.3	25:02.935
9		2:04.346	47.946	41.940	34.460	174.4	27:07.281
10		2:03.104	47.151	41.471	34.482	173.9	29:10.385
11		2:05.175	47.196	42.624	35.355	172.8	31:15.560
12		2:02.747	47.052	41.499	34.196	174.1	33:18.307
13		2:03.870	48.380	41.429	34.061	169.5	35:22.177
14		2:03.488	46.893	41.605	34.990	177.6	37:25.665
15		2:03.892	47.631	41.610	34.651	174.1	39:29.557
16		2:05.027	47.481	41.574	35.972	170.6	41:34.584





Circuito de Madrid Jarama - RACE
CARRERA 80 - GROUP 1 PORTUGAL



RACE 1
Análisis

Num	Lap Time	Gap
Lap 1		
7	1:54.852	
169	2:00.157	05.305
87	2:02.876	08.024
527	2:06.133	11.281
594	2:06.589	11.737
57	2:08.653	13.801
573	2:10.234	15.382
35	2:11.091	16.239
587	2:13.893	19.041
588	2:15.681	20.829
549	2:16.420	21.568
20	2:17.833	22.981
98	2:19.774	24.922
500	2:19.840	24.988
554	2:20.356	25.504
31	2:20.866	26.014
558	2:21.479	26.627
525	2:22.388	27.536
538	2:22.408	27.556
560	2:24.121	29.269
545	2:25.381	30.529
67	2:26.246	31.394
526	2:27.616	32.764
570	2:31.867	37.015
58	2:34.025	39.173
565	2:36.012	41.160
590	2:36.108	41.256
Num Lap Time Gap		
Lap 2		
7	1:56.074	
169	1:57.076	06.307
87	1:58.934	10.884
527	1:59.518	14.725
594	1:59.264	14.927
57	2:00.973	18.700
573	2:03.663	22.971
35	2:05.156	25.321
549	2:00.635	26.129
587	2:08.503	31.470
588	2:11.536	36.291
20	2:13.110	40.017
98	2:12.284	41.132
500	2:13.628	42.542
525	2:11.310	42.772
538	2:12.779	44.261
560	2:15.358	48.553
545	2:18.219	52.674
67	2:18.788	54.108
570	2:45.472	1:26.413
58	2:43.703	1:26.802
590	2:42.072	1:27.254
565	2:43.105	1:28.191
Num Lap Time Gap		
Lap 3		
7	4:22.022	

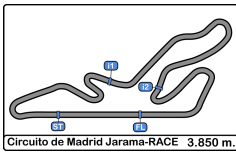
Num	Lap Time	Gap
169	4:17.067	01.352
87	4:13.595	02.457
527	4:10.776	03.479
594	4:11.184	04.089
57	4:08.626	05.304
573	4:05.100	06.049
35	4:03.708	07.007
549	4:03.969	08.076
587	3:59.767	09.215
588	3:56.838	11.107
20	3:55.669	13.664
98	3:55.724	14.834
500	3:55.319	15.839
525	3:56.046	16.796
538	3:55.424	17.663
560	3:52.616	19.147
545	3:49.987	20.639
67	3:49.373	21.459
570	3:17.914	22.305
58	3:19.511	24.291
590	3:19.489	24.721
565	3:18.993	25.162
Num Lap Time Gap		
Lap 4		
7	4:20.496	
169	4:20.508	01.364
87	4:20.539	02.500
527	4:20.076	03.059
594	4:19.971	03.564
57	4:19.837	04.645
573	4:19.454	05.007
35	4:19.285	05.796
549	4:18.992	06.572
587	4:20.745	09.464
588	4:20.577	11.188
20	4:19.561	12.729
98	4:18.954	13.292
500	4:19.132	14.475
525	4:18.812	15.112
538	4:18.787	15.954
560	4:18.490	17.141
545	4:18.685	18.828
67	4:18.316	19.279
570	4:19.089	20.898
58	4:17.735	21.530
590	4:17.994	22.219
565	4:18.397	23.063
Num Lap Time Gap		
Lap 5		
7	4:37.843	
169	4:37.675	01.196
87	4:37.043	01.700
594	4:36.701	02.422
527	4:37.466	02.682
57	4:37.204	04.006
573	4:37.518	04.682
35	4:37.564	05.517

Num	Lap Time	Gap
549	4:37.898	06.627
587	4:36.313	07.934
588	4:38.980	12.325
525	4:35.080	12.349
560	4:34.622	13.920
20	4:39.352	14.238
98	4:41.348	16.797
500	4:41.939	18.571
538	4:41.789	19.900
545	4:40.753	21.738
67	4:43.183	24.619
570	4:43.726	26.781
58	4:44.868	28.555
590	4:45.062	29.438
565	4:45.426	30.646
Num Lap Time Gap		
Lap 6		
7	3:16.619	
87	3:15.604	00.685
57	3:13.527	00.914
573	3:13.151	01.214
560	3:06.262	03.563
527	3:20.969	07.032
35	3:19.662	08.560
587	3:18.923	10.238
525	3:16.446	12.176
549	3:32.234	22.242
594	3:37.237	23.040
169	3:38.886	23.463
588	3:33.257	28.963
538	3:35.982	39.263
565	3:38.648	52.675
500	3:53.912	55.864
590	3:43.443	56.262
545	3:55.528	1:00.647
570	3:52.348	1:02.510
58	3:58.133	1:10.069
67	4:02.374	1:10.374
98	4:47.163	1:47.341
Num Lap Time Gap		
Lap 7		
7	1:52.189	
20	4:55.049	1 Lap
57	2:03.271	11.996
87	2:08.360	16.856
573	2:12.834	21.859
169	1:52.254	23.528
560	2:18.599	29.973
549	2:02.952	33.005
594	2:03.342	34.193
588	2:03.471	40.245
538	2:09.159	56.233
500	2:02.946	1:06.621
565	2:22.132	1:22.618
545	2:17.016	1:25.474
590	2:22.858	1:26.931
67	2:08.954	1:27.139

Num	Lap Time	Gap
570	2:16.820	1:27.141
527	3:18.799	1:33.642
58	2:20.852	1:38.732
35	3:23.431	1:39.802
587	3:28.298	1:46.347
525	3:30.216	1:50.203
Num Lap Time Gap		
Lap 8		
7	1:58.110	
98	2:03.793	1 Lap
20	2:05.221	1 Lap
169	1:51.934	17.352
57	2:08.741	22.627
554	22:24.499	6 Laps
549	2:02.957	37.852
594	2:02.643	38.726
588	2:02.595	44.730
538	2:10.227	1:08.350
500	2:00.983	1:09.494
527	2:01.181	1:36.713
67	2:09.591	1:38.620
35	2:03.996	1:45.688
545	2:18.439	1:45.803
570	2:18.127	1:47.158
565	2:23.948	1:48.456
590	2:22.139	1:50.960
567	26:11.302	7 Laps
587	2:05.869	1:54.106
573	3:35.364	1:59.113
58	2:21.047	2:01.669
87	3:44.975	2:03.721
98	2:04.267	2:05.102
Num Lap Time Gap		
Lap 9		
169	1:51.454	
525	2:18.450	1 Lap
20	2:04.025	1 Lap
554	2:08.041	6 Laps
549	2:03.712	32.758
594	2:03.688	33.608
588	2:04.346	40.270
560	4:23.759	1 Lap
500	2:02.382	1:03.070
538	2:09.879	1:09.423
527	2:00.083	1:27.990
35	2:02.936	1:39.818
67	2:12.157	1:41.971
587	2:04.960	1:50.260
Num Lap Time Gap		
Lap 10		
169	1:53.100	
545	2:16.510	1 Lap
570	2:15.465	1 Lap
573	2:05.152	1 Lap
87	2:02.458	1 Lap
98	2:04.235	1 Lap

Num	Lap Time	Gap
565	2:21.687	1 Lap
567	2:18.639	8 Laps
590	2:21.750	1 Lap
20	2:04.423	1 Lap
58	2:21.236	1 Lap
7	4:34.132	1 Lap
57	4:20.159	1 Lap
549	2:02.992	42.650
554	2:10.442	6 Laps
594	2:04.216	44.724
525	2:38.200	1 Lap
588	2:03.104	50.274
560	2:11.946	1 Lap
500	2:02.089	1:12.059
538	2:08.494	1:24.817
527	2:00.554	1:35.444
35	2:01.228	1:47.946
Num Lap Time Gap		
Lap 11		
169	1:51.968	
67	2:07.844	1 Lap
587	2:05.731	1 Lap
573	2:05.517	1 Lap
87	2:04.345	1 Lap
98	2:02.666	1 Lap
545	2:17.069	1 Lap
570	2:17.150	1 Lap
20	2:05.691	1 Lap
7	1:54.910	1 Lap
567	2:20.733	8 Laps
565	2:22.378	1 Lap
590	2:21.521	1 Lap
58	2:19.369	1 Lap
57	2:03.737	1 Lap
549	2:03.919	54.601
554	2:05.245	6 Laps
594	2:04.332	57.088
588	2:05.175	1:03.481
525	2:09.357	1 Lap
500	2:01.825	1:21.916
560	2:12.692	1 Lap
538	2:07.287	1:40.136
527	2:00.281	1:43.757
Num Lap Time Gap		
Lap 12		
169	1:52.347	
35	2:01.636	1 Lap
67	2:07.516	1 Lap
587	2:04.782	1 Lap
87	2:02.236	1 Lap
573	2:04.337	1 Lap
98	2:13.674	1 Lap
7	1:56.972	1 Lap
20	2:10.170	1 Lap
570	2:19.302	1 Lap
545	2:20.978	1 Lap
57	2:04.226	1 Lap





Circuito de Madrid Jarama - RACE
CARRERA 80 - GROUP 1 PORTUGAL
RACE 1



Análisis

Num	Lap Time	Gap
549	2:03.808	1:06.062
594	2:03.566	1:08.307
565	2:22.711	1 Lap
554	2:06.708	6 Laps
590	2:23.314	1 Lap
588	2:02.747	1:13.881
58	2:21.199	1 Lap
525	2:07.317	1 Lap
567	2:36.211	8 Laps
500	2:01.651	1:31.220
560	2:13.439	1 Lap
527	1:59.493	1:50.903

Num	Lap Time	Gap
Lap 13		
169	1:52.471	
538	2:08.466	1 Lap
35	2:01.721	1 Lap
587	2:03.906	1 Lap
87	2:02.795	1 Lap
67	2:09.547	1 Lap
573	2:02.943	1 Lap
7	1:51.593	1 Lap
98	2:03.699	1 Lap
20	2:04.693	1 Lap
57	2:01.266	1 Lap
570	2:13.121	1 Lap
545	2:14.547	1 Lap
549	2:02.821	1:16.412
594	2:02.701	1:18.537
554	2:06.487	6 Laps
588	2:03.870	1:25.280
525	2:08.281	1 Lap
565	2:22.179	1 Lap
590	2:21.513	1 Lap
500	2:02.341	1:41.090

Num	Lap Time	Gap
Lap 14		
169	1:54.393	
527	2:00.748	1 Lap
560	2:14.124	2 Laps
538	2:08.886	1 Lap
35	2:02.012	1 Lap
567	2:57.070	9 Laps
7	1:55.980	1 Lap
587	2:04.265	1 Lap
87	2:02.910	1 Lap
573	2:03.427	1 Lap
67	2:08.609	1 Lap
98	2:04.831	1 Lap
20	2:03.857	1 Lap
57	2:02.727	1 Lap
549	2:03.333	1:25.352
594	2:02.766	1:26.910
588	2:03.488	1:34.375
570	2:15.323	1 Lap
554	2:06.022	6 Laps
545	2:17.446	1 Lap

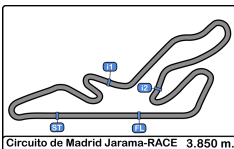
Num	Lap Time	Gap
500	2:01.562	1:48.259
525	2:07.783	1 Lap
Lap 15		
169	1:53.163	
527	2:00.433	1 Lap
565	2:22.270	2 Laps
590	2:21.024	2 Laps
35	2:03.012	1 Lap
538	2:10.557	1 Lap
560	2:14.379	2 Laps
7	1:50.662	1 Lap
87	2:04.126	1 Lap
573	2:02.816	1 Lap
98	2:06.312	1 Lap
567	2:35.098	9 Laps
67	2:19.008	1 Lap
20	2:03.652	1 Lap
57	2:02.444	1 Lap
549	2:02.472	1:34.661
594	2:02.497	1:36.244
588	2:03.892	1:45.104
554	2:04.895	6 Laps

Num	Lap Time	Gap
Lap 16		
169	1:52.612	
570	2:15.588	2 Laps
500	2:02.265	1 Lap
525	2:07.417	2 Laps
545	2:19.626	2 Laps
527	1:59.768	1 Lap
7	1:51.255	1 Lap
35	2:02.791	1 Lap
590	2:21.133	2 Laps
565	2:21.870	2 Laps
538	2:08.690	1 Lap
560	2:13.006	2 Laps
573	2:02.299	1 Lap
87	2:04.243	1 Lap
98	2:05.452	1 Lap
20	2:03.740	1 Lap
57	2:01.443	1 Lap
549	2:02.212	1:44.261
594	2:01.946	1:45.578

Num	Lap Time	Gap
Lap 17		
169	1:54.504	
567	2:32.697	10 Laps
588	2:05.027	1 Lap
554	2:05.570	7 Laps
500	2:02.070	1 Lap
570	2:13.836	2 Laps
527	1:59.081	1 Lap
525	2:10.777	2 Laps
7	1:50.952	1 Lap
545	2:16.779	2 Laps

Num	Lap Time	Gap
35	2:02.969	1 Lap
67	3:22.506	2 Laps
538	2:08.365	1 Lap
565	2:22.336	2 Laps
590	2:23.102	2 Laps
573	2:02.663	1 Lap
560	2:13.354	2 Laps
87	2:03.415	1 Lap
98	2:03.702	1 Lap
20	2:03.226	1 Lap
57	2:02.330	1 Lap
549	2:02.812	1:52.569
594	2:02.539	1:53.613





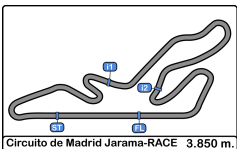
Circuito de Madrid Jarama - RACE
CARRERA 80 - GROUP 1 PORTUGAL
RACE 1
Mejores Sectores



Circuito de Madrid Jarama-RACE 3.850 m

Sector - 1			Sector - 2			Sector - 3			Ideal Lap vs Best Lap		
Clas	Nº Driver	Time	Nº Driver	Time	Nº Driver	Time	Clas	Nº Driver	Ideal Lap	Best Lap	Clas
1	7 Lima - Paradela	42.260	7 Lima - Paradela	36.374	7 Lima - Paradela	30.793	1	7 Lima - Paradela	1:49.427	1:50.662	1
2	169 Muytjens - Pineau	42.871	169 Muytjens - Pineau	37.045	169 Muytjens - Pineau	31.281	2	169 Muytjens - Pineau	1:51.197	1:51.454	2
3	549 Mira Gomes - Afoito	45.202	87 Revuelta Rodriguez - Castro	39.313	87 Revuelta Rodriguez - Castro	32.647	3	87 Revuelta Rodriguez - Castro	1:57.672	1:58.934	3
4	527 Melo - Dias Pedro	45.676	594 Ferreira - Gordo	39.373	594 Ferreira - Gordo	32.990	4	594 Ferreira - Gordo	1:58.430	1:59.264	5
5	87 Revuelta Rodriguez - Castro	45.712	527 Melo - Dias Pedro	39.753	527 Melo - Dias Pedro	33.239	5	527 Melo - Dias Pedro	1:58.668	1:59.081	4
6	573 Castro Pinheiro - Silva Vieira	45.947	57 Maria Perez - Tojeiro	40.254	549 Mira Gomes - Afoito	33.608	6	549 Mira Gomes - Afoito	1:59.408	2:00.635	6
7	500 Pardalejo - Ruão	45.980	35 Teo Antonio Pérez	40.453	500 Pardalejo - Ruão	33.818	7	57 Maria Perez - Tojeiro	2:00.096	2:00.973	7
8	57 Maria Perez - Tojeiro	46.010	500 Pardalejo - Ruão	40.554	57 Maria Perez - Tojeiro	33.832	8	500 Pardalejo - Ruão	2:00.352	2:00.983	8
9	594 Ferreira - Gordo	46.067	549 Mira Gomes - Afoito	40.598	35 Teo Antonio Pérez	33.852	9	35 Teo Antonio Pérez	2:00.792	2:01.228	9
10	35 Teo Antonio Pérez	46.487	573 Castro Pinheiro - Silva Vieira	40.968	573 Castro Pinheiro - Silva Vieira	34.013	10	573 Castro Pinheiro - Silva Vieira	2:00.928	2:02.299	10
11	588 Cerveira Pinto - Ferreira	46.733	98 César Freitas	41.098	588 Cerveira Pinto - Ferreira	34.061	11	98 César Freitas	2:02.172	2:02.666	12
12	98 César Freitas	46.962	20 Alonso Borrás - Antonio Zorrilla	41.401	98 César Freitas	34.112	12	588 Cerveira Pinto - Ferreira	2:02.204	2:02.595	11
13	587 Cabral Menezes - Petiz	47.186	588 Cerveira Pinto - Ferreira	41.410	554 Samuel Vidal	34.135	13	20 Alonso Borrás - Antonio Zorrilla	2:03.061	2:03.226	13
14	20 Alonso Borrás - Antonio Zorrilla	47.238	587 Cabral Menezes - Petiz	41.726	20 Alonso Borrás - Antonio Zorrilla	34.422	14	587 Cabral Menezes - Petiz	2:03.349	2:03.906	14
15	554 Samuel Vidal	47.872	554 Samuel Vidal	42.801	587 Cabral Menezes - Petiz	34.437	15	554 Samuel Vidal	2:04.808	2:04.895	15
16	525 Melo - Gagliardini	48.324	525 Melo - Gagliardini	42.985	538 Moura - Aniceto	34.840	16	525 Melo - Gagliardini	2:06.669	2:07.317	17
17	67 João Neves	48.486	67 João Neves	43.291	525 Melo - Gagliardini	35.360	17	538 Moura - Aniceto	2:07.105	2:07.287	16
18	538 Moura - Aniceto	48.792	538 Moura - Aniceto	43.473	31 Artajo de No - de Miguel Egea	35.548	18	67 João Neves	2:07.408	2:07.516	18
19	560 e Vasconcelos - Castro	49.924	560 e Vasconcelos - Castro	44.460	558 Reis - Carvalhosa	35.630	19	560 e Vasconcelos - Castro	2:10.327	2:11.946	19
20	545 Paillardon - Guerin	50.097	545 Paillardon - Guerin	44.678	67 João Neves	35.631	20	545 Paillardon - Guerin	2:11.233	2:14.547	21
21	570 Félix Ribeiro	50.635	558 Reis - Carvalhosa	44.877	560 e Vasconcelos - Castro	35.943	21	570 Félix Ribeiro	2:13.060	2:13.121	20
22	567 Xavier - Xavier	52.604	31 Artajo de No - de Miguel Egea	45.165	545 Paillardon - Guerin	36.458	22	567 Xavier - Xavier	2:18.444	2:18.639	22
23	58 Ruão - Ferreira	52.946	570 Félix Ribeiro	45.205	570 Félix Ribeiro	37.220	23	58 Ruão - Ferreira	2:19.132	2:19.369	23
24	590 Gregorio - Gregorio	53.045	58 Ruão - Ferreira	47.504	567 Xavier - Xavier	38.255	24	590 Gregorio - Gregorio	2:20.039	2:21.024	25
25	565 Santa-Bárbara - Almeida	53.275	567 Xavier - Xavier	47.585	58 Ruão - Ferreira	38.682	25	565 Santa-Bárbara - Almeida	2:20.595	2:21.687	27
26	31 Artajo de No - de Miguel Egea	1:00.153	590 Gregorio - Gregorio	48.207	590 Gregorio - Gregorio	38.787	26	31 Artajo de No - de Miguel Egea	2:20.866	2:20.866	24
27	558 Reis - Carvalhosa	1:00.972	565 Santa-Bárbara - Almeida	48.374	565 Santa-Bárbara - Almeida	38.946	27	558 Reis - Carvalhosa	2:21.479	2:21.479	26
28	526 Silva - Mateo Alvarez	Transpond	526 Silva - Mateo Alvarez	Transpond	526 Silva - Mateo Alvarez	2:27.616	28	526 Silva - Mateo Alvarez	Transpon	2:27.616	28





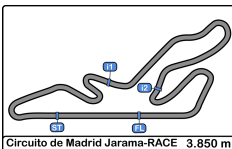
Circuito de Madrid Jarama - RACE
 CARRERA 80 - GROUP 1 PORTUGAL
 RACE 1



Sequencia Líder

Nº	Entrant/Team	Driver 1	Driver 2	Vehicle	Cat	Start Lap	End Lap	Laps	Total Laps
7	RP Motorsport	Paulo Lima	José Paradela	BMW E30 M3	T MAX	1	8	8	8
169	HY Racing	Olivier Muytjens	Brice Pineau	Porsche 911 3.0 RS	GT CO	9	17	9	9





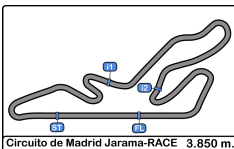
Circuito de Madrid Jarama - RACE
CARRERA 80 - GROUP 1 PORTUGAL
RACE 1
5 Mejores Tiempos



Circuito de Madrid Jarama-RACE 3.850 m.

Cl	Nº	Entrant/Team	Driver 1	Driver 2	Vehicle	Cat	Cl	Best 1		Best 2		Best 3		Best 4		Best 5	
								Time	Lap	Time	Lap	Time	Lap	Time	Lap	Time	Lap
1	7	RP Motorsport	Paulo Lima	José Paradela	BMW E30 M3	T MAX	1	1:50.662	14	1:50.952	16	1:51.255	15	1:51.593	12	1:52.189	7
2	169	HY Racing	Olivier Muytjens	Brice Pineau	Porsche 911 3.0 RS	GT COP	1	1:51.454	9	1:51.934	8	1:51.968	11	1:52.254	7	1:52.347	12
3	87	Club Deportivo Elemental Lucena	Kilian Revuelta Rodriguez	Gustavo Castro Rodriguez	BMW M3 E36	GT COP	2	1:58.934	2	2:02.236	11	2:02.458	9	2:02.795	12	2:02.876	1
4	527	RPMotorsport	Pedro Melo	Carlos Dias Pedro	Ford Escort RS 2000	H81-200	1	1:59.081	16	1:59.493	12	1:59.518	2	1:59.768	15	2:00.083	9
5	594	Gordo Racing Team	Ruben Ferreira	Pedro Gordo	Porsche 928 S	H81-MA	1	1:59.264	2	2:01.946	16	2:02.497	15	2:02.539	17	2:02.643	8
6	549	Centro Clássico	João Mira Gomes	Nuno Afoito	Ford Escort RS 2000	H81-200	2	2:00.635	2	2:02.212	16	2:02.472	15	2:02.812	17	2:02.821	13
7	57	Garage João Gomes	Jose Maria Perez	Luís Tojeiro	Porsche 968 CS	GT COP	3	2:00.973	2	2:01.266	12	2:01.443	15	2:02.330	16	2:02.444	14
8	500	RPMotorsport	Nuno Pardalejo	Marcos Ruão	VW Scirocco	H81-160	1	2:00.983	8	2:01.562	14	2:01.651	12	2:01.825	11	2:02.070	16
9	35	Eficar Team	Teo Antonio Pérez		BMW 325i E36	GT COP	4	2:01.228	10	2:01.636	11	2:01.721	12	2:02.012	13	2:02.791	15
10	573	Peres	André Castro Pinheiro	Ernesto Silva Vieira	Jaguar XJS V12	H81-MA	2	2:02.299	15	2:02.663	16	2:02.816	14	2:02.943	12	2:03.427	13
11	588	Team Squadra / RPMotorsport	Rafael Cerveira Pinto	Armindo Ferreira	VW Golf GTI	H81-160	2	2:02.595	8	2:02.747	12	2:03.104	10	2:03.471	7	2:03.488	14
12	98	RP Motorsport	César Freitas		BMW 323i	GR2	1	2:02.666	10	2:03.699	12	2:03.702	16	2:03.793	7	2:04.235	9
13	20	Eficar Team	Juan Alonso Borrás	Jose Antonio Zorrilla	Honda Civic	T 2000	1	2:03.226	16	2:03.652	14	2:03.740	15	2:03.857	13	2:04.025	8
14	587	RPMotorsport	Manuel Cabral Menezes	Jorge Petiz	VW Golf GTI	H81-160	3	2:03.906	12	2:04.265	13	2:04.782	11	2:04.960	9	2:05.731	10
15	554	Samuel Vidal	Samuel Vidal		Ford Escort RS 2000	H81-200	3	2:04.895	9	2:05.245	5	2:05.570	10	2:06.022	8	2:06.487	7
16	538	Keep on Racing	Rui Moura	Carlos Aniceto	VW Golf GTI MK1	GR2	2	2:07.287	11	2:08.365	16	2:08.466	12	2:08.494	10	2:08.690	15
17	525	RPMotorsport	Pedro Melo	Carlos Gagliardini	VW Golf GTI	H81-160	4	2:07.317	11	2:07.417	14	2:07.783	13	2:08.281	12	2:09.357	10
18	67	RPMotorsport	João Neves		Toyota Starlet	T 1400	1	2:07.516	11	2:07.844	10	2:08.609	13	2:08.954	7	2:09.547	12
19	560	Arantes Competição	João e Vasconcelos	Rui Castro	Datsun 1200 Coupé GX	H71-130	1	2:11.946	9	2:12.692	10	2:13.006	14	2:13.354	15	2:13.439	11
20	570	RPMotorsport	Félix Ribeiro		Alfa Romeo 1600 GT Junior	H75-160	1	2:13.121	12	2:13.836	15	2:15.323	13	2:15.465	9	2:15.588	14
21	545	RPMotorsport	Regis Paillardon	François Guerin	BMW 1600 Ti	H71-160	1	2:14.547	12	2:16.510	9	2:16.779	15	2:17.016	7	2:17.069	10
22	567	RPMotorsport	Alberto Xavier	Henrique Xavier	Datsun 1200	Prod Cup	1	2:18.639	2	2:20.733	3	2:32.697	7	2:35.098	6	2:36.211	4
23	58	Filipe Ruão	Filipe Ruão	Pedro Ferreira	Mini	Troféu Mi	1	2:19.369	10	2:20.852	7	2:21.047	8	2:21.199	11	2:21.236	9
24	31	Ciudad Ducal	Jaime Artajo de No	Carlos de Miguel Egea	BMW E30 325	T MAX	2	2:20.866	1								
25	590	Filipe Gregorio	Filipe Gregorio	Guilherme Gregorio	Datsun 1200	Prod Cup	2	2:21.024	13	2:21.133	14	2:21.513	12	2:21.521	10	2:21.750	9
26	558	GJG	Antonio Reis	Jose Carvalhosa	Porsche 924	924 Cup	1	2:21.479	1								
27	565	Luís Santa-Bárbara	Luís Santa-Bárbara	Manuel Almeida	Datsun 1200	Prod Cup	3	2:21.687	9	2:21.870	14	2:22.132	7	2:22.179	12	2:22.270	13
28	526	RPMotorsport	Hugo Silva	Ivan Mateo Alvarez	VW Golf GTI	H81-160	5	2:27.616	1								





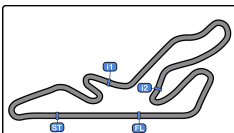
Circuito de Madrid Jarama - RACE
CARRERA 80 - GROUP 1 PORTUGAL
RACE 1
5 Mejores Velocidades



Circuito de Madrid Jarama-RACE 3.850 m.

Cl	Nº	Entrant/Team	Driver 1	Driver 2	Vehicle	Cat	Cl	Top 1		Top 2		Top 3		Top 4		Top 5		Avg
								Km/h	Lap	Km/h	Lap	Km/h	Lap	Km/h	Lap	Km/h	Lap	
1	7	RP Motorsport	Paulo Lima	José Paradela	BMW E30 M3	T MAX	1	213.4	8	212.5	2	210.9	12	209.3	14	208.4	15	210.9
2	169	HY Racing	Olivier Muytjens	Brice Pineau	Porsche 911 3.0 RS	GT COP	1	202.6	2	201.8	8	201.1	7	198.5	10	197.8	12	200.3
3	594	Gordo Racing Team	Ruben Ferreira	Pedro Gordo	Porsche 928 S	H81-MA	1	198.5	15	198.1	17	196.3	16	193.5	2	193.5	12	196.0
4	549	Centro Clássico	João Mira Gomes	Nuno Afoito	Ford Escort RS 2000	H81-200	1	198.1	2	187.1	17	184.3	12	183.9	16	183.3	13	187.3
5	57	Garage João Gomes	Jose Maria Perez	Luís Tojeiro	Porsche 968 CS	GT COP	2	196.7	15	190.8	13	185.8	10	185.8	16	181.8	12	188.2
6	573	Peres	André Castro Pinheiro	Ernesto Silva Vieira	Jaguar XJS V12	H81-MA	2	195.6	15	191.8	16	189.4	13	183.6	11	181.8	2	188.4
7	98	RP Motorsport	César Freitas		BMW 323i	GR2	1	195.2	11	190.4	10	185.8	9	183.6	2	183.6	13	187.8
8	87	Club Deportivo Elemental Lucena	Kilian Revuelta Rodriguez	Gustavo Castro Rodriguez	BMW M3 E36	GT COP	3	194.5	2	192.1	13	190.8	14	190.1	9	186.2	16	190.7
9	527	RPMotorsport	Pedro Melo	Carlos Dias Pedro	Ford Escort RS 2000	H81-200	2	190.1	2	186.5	14	186.2	16	185.8	8	184.9	13	186.7
10	31	Ciudad Ducal	Jaime Artajo de No	Carlos de Miguel Egea	BMW E30 325	T MAX	2	184.3	2	150.4	1							167.3
11	35	Eficar Team	Teo Antonio Pérez		BMW 325i E36	GT COP	4	182.1	11	181.5	14	181.2	12	180.0	15	179.4	9	180.8
12	500	RPMotorsport	Nuno Pardalejo	Marcos Ruão	VW Scirocco	H81-160	1	181.8	8	180.6	10	180.6	12	180.6	16	180.0	11	180.7
13	20	Eficar Team	Juan Alonso Borrás	Jose Antonio Zorrilla	Honda Civic	T 2000	1	180.6	10	180.3	9	180.3	14	179.1	2	179.1	13	179.8
14	587	RPMotorsport	Manuel Cabral Menezes	Jorge Petiz	VW Golf GTI	H81-160	2	180.6	12	180.3	11	178.5	8	178.5	13	177.9	10	179.1
15	538	Keep on Racing	Rui Moura	Carlos Aniceto	VW Golf GTI MK1	GR2	2	179.4	13	179.1	2	179.1	7	172.2	11	171.1	12	176.2
16	558	GJG	Antonio Reis	Jose Carvalhosa	Porsche 924	924 Cup	1	177.9	2	158.3	1							168.1
17	588	Team Squadra / RPMotorsport	Rafael Cerveira Pinto	Armando Ferreira	VW Golf GTI	H81-160	3	177.6	14	175.3	8	174.7	7	174.4	9	174.1	12	175.2
18	545	RPMotorsport	Regis Paillardon	François Guerin	BMW 1600 Ti	H71-160	1	174.7	2	170.8	13	169.8	10	169.0	9	168.7	7	170.6
19	554	Samuel Vidal	Samuel Vidal		Ford Escort RS 2000	H81-200	3	172.5	2	162.4	6	162.4	10	161.9	7	161.4	9	164.1
20	67	RPMotorsport	João Neves		Toyota Starlet	T 1400	1	169.8	8	169.0	2	167.1	11	167.1	12	166.1	10	167.8
21	525	RPMotorsport	Pedro Melo	Carlos Gagliardini	VW Golf GTI	H81-160	4	169.8	12	169.5	2	169.2	14	168.7	11	168.2	10	169.1
22	570	RPMotorsport	Félix Ribeiro		Alfa Romeo 1600 GT Junior	H75-160	1	168.7	7	167.4	9	167.4	13	163.8	2	163.3	11	166.1
23	560	Arantes Competição	João e Vasconcelos	Rui Castro	Datsun 1200 Coupé GX	H71-130	1	167.7	2	163.6	10	162.8	12	162.6	14	162.4	11	163.8
24	567	RPMotorsport	Alberto Xavier	Henrique Xavier	Datsun 1200	Prod Cup	1	151.8	3	149.7	2	148.1	4	127.8	7	126.6	6	140.8
25	590	Filipe Gregorio	Filipe Gregorio	Guilherme Gregorio	Datsun 1200	Prod Cup	2	150.0	14	148.5	10	148.1	12	147.7	11	147.3	13	148.3
26	565	Luís Santa-Bárbara	Luís Santa-Bárbara	Manuel Almeida	Datsun 1200	Prod Cup	3	149.1	15	146.7	2	146.5	10	146.3	12	145.7	13	146.9
27	58	Filipe Ruão	Filipe Ruão	Pedro Ferreira	Mini	Troféu Mi	1	147.9	12	147.7	2	147.3	8	147.1	10	146.7	11	147.3





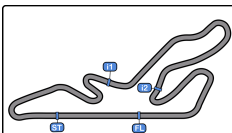
Circuito de Madrid Jarama - RACE
 CARRERA 80 - GROUP 1 PORTUGAL
 RACE 1



Secuencia Vueltas Rápidas

Lap	Time of Day	Session Time	Nº Entrant/Team	Driver 1	Driver 2	Vehicle	Cat	Time	Km/h
7	10:36:40.719	22:19.719	7 RP Motorsport	Paulo Lima	José Paradela	BMW E30 M3	T MAX	1:52.189	123.5
8	10:38:56.181	24:35.181	169 HY Racing	Olivier Muytjens	Brice Pineau	Porsche 911 3.0 RS	GT COP	1:51.934	123.8
9	10:40:47.635	26:26.635	169 HY Racing	Olivier Muytjens	Brice Pineau	Porsche 911 3.0 RS	GT COP	1:51.454	124.3
14	10:52:43.078	38:22.078	7 RP Motorsport	Paulo Lima	José Paradela	BMW E30 M3	T MAX	1:50.662	125.2





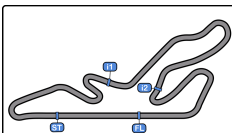
Circuito de Madrid Jarama - RACE
CARRERA 80 - GROUP 1 PORTUGAL
RACE 1

Mejor Máxima Velocidad del Evento



Nº	Entrant/Team	Driver 1	Driver 2	Vehicle	Cat	Km/h	Session
7	RP Motorsport	Paulo Lima	José Paradela	BMW E30 M3	T MAX	213.8	QUALIFYING
169	HY Racing	Olivier Muytjens	Brice Pineau	Porsche 911 3.0 RS	GT COP	205.3	QUALIFYING
594	Gordo Racing Team	Ruben Ferreira	Pedro Gordo	Porsche 928 S	H81-MA	202.6	QUALIFYING
573	Peres	André Castro Pinheiro	Ernesto Silva Vieira	Jaguar XJS V12	H81-MA	201.1	QUALIFYING
87	Club Deportivo Elemental Lucena Sport	Kilian Revuelta Rodriguez	Gustavo Castro Rodriguez	BMW M3 E36	GT COP	198.1	QUALIFYING
549	Centro Clássico	João Mira Gomes	Nuno Afoito	Ford Escort RS 2000	H81-200	198.1	RACE 1
57	Garage João Gomes	Jose Maria Perez	Luís Tojeiro	Porsche 968 CS	GT COP	196.7	RACE 1
98	RP Motorsport	César Freitas		BMW 323i	GR2	195.2	RACE 1
527	RPMotorsport	Pedro Melo	Carlos Dias Pedro	Ford Escort RS 2000	H81-200	190.1	RACE 1
35	Eficar Team	Teo Antonio Pérez		BMW 325i E36	GT COP	186.8	QUALIFYING
31	Ciudad Ducal	Jaime Artajo de No	Carlos de Miguel Egea	BMW E30 325	T MAX	186.2	QUALIFYING
500	RPMotorsport	Nuno Pardalejo	Marcos Ruão	VW Scirocco	H81-160	185.2	QUALIFYING
20	Eficar Team	Juan Alonso Borrás	Jose Antonio Zorrilla	Honda Civic	T 2000	180.6	RACE 1
587	RPMotorsport	Manuel Cabral Menezes	Jorge Petiz	VW Golf GTI	H81-160	180.6	RACE 1
558	GJG	Antonio Reis	Jose Carvalhosa	Porsche 924	924 Cup	180.0	QUALIFYING
538	Keep on Racing	Rui Moura	Carlos Aniceto	VW Golf GTI MK1	GR2	179.4	RACE 1
554	Samuel Vidal	Samuel Vidal		Ford Escort RS 2000	H81-200	178.8	QUALIFYING
588	Team Squadra / RPMotorsport	Rafael Cerveira Pinto	Armindo Ferreira	VW Golf GTI	H81-160	177.6	QUALIFYING
570	RPMotorsport	Félix Ribeiro		Alfa Romeo 1600 GT Junior	H75-160	175.8	QUALIFYING
545	RPMotorsport	Regis Paillardon	François Guerin	BMW 1600 Ti	H71-160	174.7	RACE 1
526	RPMotorsport	Hugo Silva	Ivan Mateo Alvarez	VW Golf GTI	H81-160	174.4	QUALIFYING
67	RPMotorsport	João Neves		Toyota Starlet	T 1400	169.8	RACE 1
525	RPMotorsport	Pedro Melo	Carlos Gagliardini	VW Golf GTI	H81-160	169.8	RACE 1
509	DMC	Diogo Cavaco		Porsche 928	H81-MA	169.5	QUALIFYING
560	Arantes Competição	João e Vasconcelos	Rui Castro	Datsun 1200 Coupé GX	H71-130	167.7	RACE 1
567	RPMotorsport	Alberto Xavier	Henrique Xavier	Datsun 1200	Prod Cup	151.8	RACE 1
590	Filipe Gregorio	Filipe Gregorio	Guilherme Gregorio	Datsun 1200	Prod Cup	150.0	RACE 1
565	Luís Santa-Bárbara	Luís Santa-Bárbara	Manuel Almeida	Datsun 1200	Prod Cup	149.1	RACE 1
58	Filipe Ruão	Filipe Ruão	Pedro Ferreira	Mini	Troféu Mi	148.1	QUALIFYING
77	Ruben Veludo	Ruben Veludo		Mini	Troféu Mi	144.3	QUALIFYING





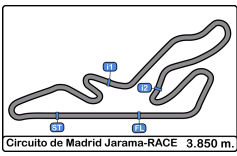
Circuito de Madrid Jarama - RACE
CARRERA 80 - GROUP 1 PORTUGAL
RACE 1
Cuentavueltas



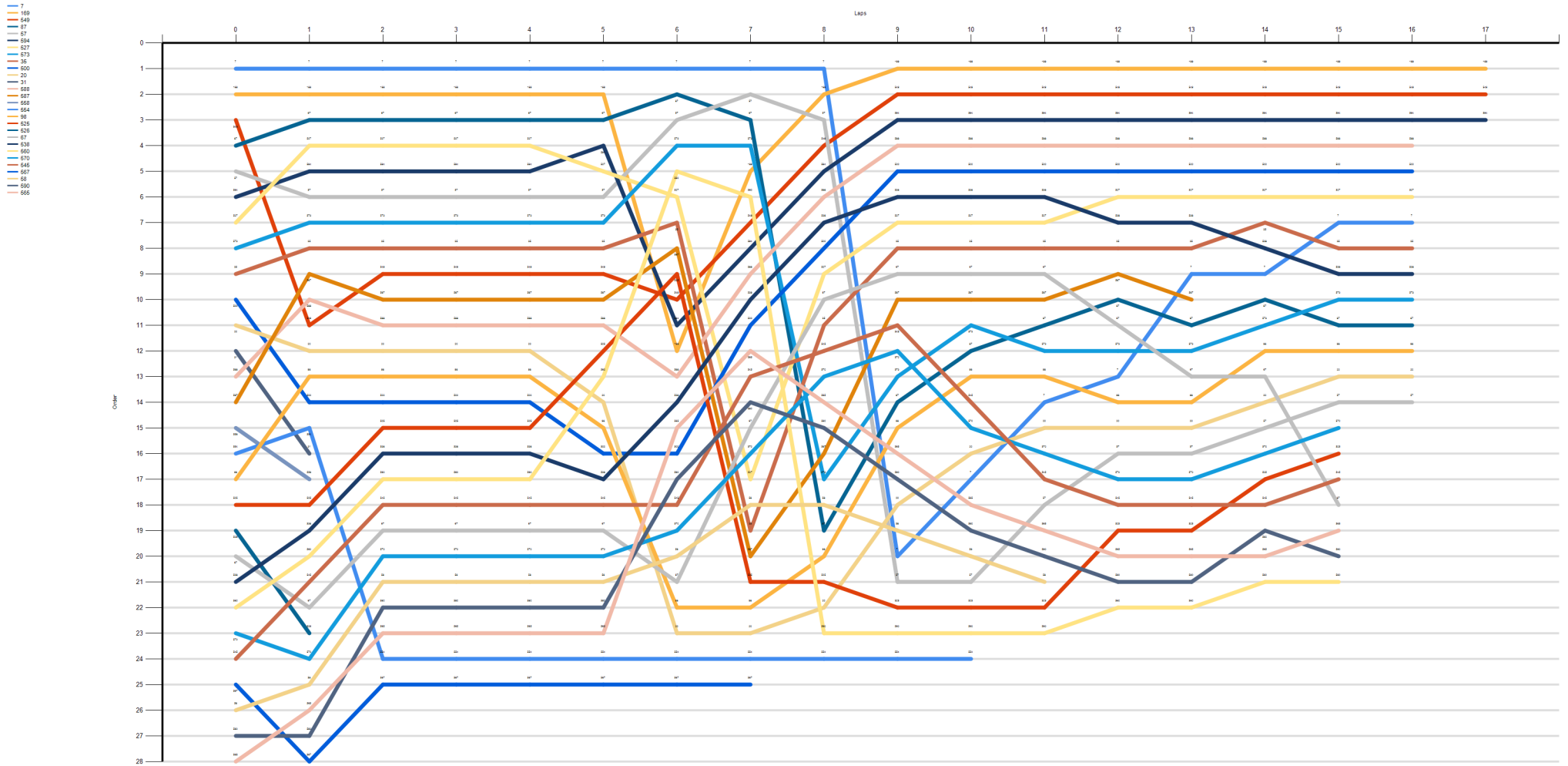
LAP

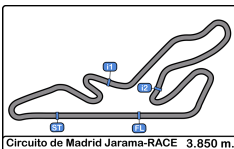
Nr	Po	Grid	1	2	3	4	5	6	7	8	9	10	11	12	13	14	15	16	17
7	1	7	7	7	7	7	7	7	7	7	169	169	169	169	169	169	169	169	169
169	2	169	169	169	169	169	169	87	57	169	549	549	549	549	549	549	549	549	549
549	3	549	87	87	87	87	87	57	87	57	594	594	594	594	594	594	594	594	594
87	4	87	527	527	527	527	594	573	573	549	588	588	588	588	588	588	588	588	588
57	5	57	594	594	594	594	527	560	169	594	500	500	500	500	500	500	500	500	500
594	6	594	57	57	57	57	57	527	560	588	538	538	538	527	527	527	527	527	527
527	7	527	573	573	573	573	573	35	549	538	527	527	527	538	538	35	7	7	
573	8	573	35	35	35	35	35	587	594	500	35	35	35	35	35	538	35	35	
35	9	35	587	549	549	549	549	525	588	527	67	67	67	587	7	7	538	538	
500	10	500	588	587	587	587	587	549	538	67	587	587	587	87	587	87	573	573	
20	11	20	549	588	588	588	588	594	500	35	545	573	87	67	87	573	87	87	
31	12	31	20	20	20	20	525	169	565	545	570	87	573	573	573	98	98	98	
588	13	588	98	98	98	98	560	588	545	570	573	98	98	7	67	67	20	20	
587	14	587	500	500	500	500	20	538	590	565	87	545	7	98	98	20	57	57	
558	15	558	554	525	525	525	98	565	67	590	98	570	20	20	20	57	570		
554	16	554	31	538	538	538	500	500	570	587	565	20	570	57	57	570	525		
98	17	98	558	560	560	560	538	590	527	573	590	7	545	570	570	525	545		
525	18	525	525	545	545	545	545	545	58	58	20	565	57	545	545	545	545	67	
526	19	526	538	67	67	67	67	570	35	87	58	590	565	525	525	590	565		
67	20	67	560	570	570	570	570	58	587	98	7	58	590	565	565	565	590		
538	21	538	545	58	58	58	58	67	525	525	57	57	58	590	590	560	560		
560	22	560	67	590	590	590	590	98	98	20	525	525	525	560	560				
570	23	570	526	565	565	565	565	20	20	560	560	560	560						
545	24	545	570	554	554	554	554	554	554	554	554	554							
567	25	567	58	567	567	567	567	567	567										
58	26	58	565																
590	27	590	590																
565	28	565	567																





Circuito de Madrid Jarama - RACE
CARRERA 80 - GROUP 1 PORTUGAL
RACE 1
Cuentavueltas Gráfico





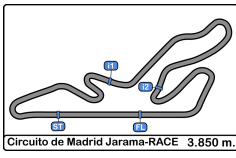
Circuito de Madrid Jarama - RACE
CARRERA 80 - GROUP 1 PORTUGAL
RACE 1



Tiempos Parada en Pit

Ord	Nr.	In Day Time	Entrant/Team	Driver 1	Driver 2	Vehicle	Cat	In Time	Stop N°	Pit Time	Handicap	Diff.
1	169	10:31:29.535	HY Racing	Olivier Muytjens	Brice Pineau	Porsche 911 3.0 RS	GT COP	17:08.911	1	1:36.574	1:24	
2	594	10:31:31.039	Gordo Racing Team	Ruben Ferreira	Pedro Gordo	Porsche 928 S	H81-MA	17:10.415	1	1:33.716	1:24	
3	549	10:31:35.369	Centro Clássico	João Mira Gomes	Nuno Afoito	Ford Escort RS 2000	H81-200	17:14.745	1	1:27.649	1:24	
4	588	10:31:40.308	Team Squadra / RPMotorsport	Rafael Cerveira Pinto	Armindo Ferreira	VW Golf GTI	H81-160	17:19.684	1	1:32.405	1:24	
5	20	10:31:41.934	Eficar Team	Juan Alonso Borrás	Jose Antonio Zorrilla	Honda Civic	T 2000	17:21.310	1	2:45.794	2:19	
6	98	10:31:43.918	RP Motorsport	César Freitas		BMW 323i	GR2	17:23.294	1	2:47.768	2:44	
7	500	10:31:45.811	RPMotorsport	Nuno Pardalejo	Marcos Ruão	VW Scirocco	H81-160	17:25.187	1	1:46.836	1:24	
8	538	10:31:47.208	Keep on Racing	Rui Moura	Carlos Aniceto	VW Golf GTI MK1	GR2	17:26.584	1	1:30.993	1:24	
9	545	10:31:48.770	RPMotorsport	Regis Paillardon	François Guerin	BMW 1600 Ti	H71-160	17:28.146	1	1:45.375	1:24	
10	67	10:31:50.709	RPMotorsport	João Neves		Toyota Starlet	T 1400	17:30.085	1	1:50.035	2:24	-33.965
11	570	10:31:52.618	RPMotorsport	Félix Ribeiro		Alfa Romeo 1600 GT Junior	H75-160	17:31.994	1	1:42.556	1:24	
12	58	10:31:54.597	Filipe Ruão	Filipe Ruão	Pedro Ferreira	Mini	Troféu Mi	17:33.973	1	1:42.226	1:24	
13	590	10:31:55.548	Filipe Gregorio	Filipe Gregorio	Guilherme Gregorio	Datsun 1200	Prod Cup	17:34.924	1	1:32.986	1:24	
14	565	10:31:56.731	Luís Santa-Bárbara	Luís Santa-Bárbara	Manuel Almeida	Datsun 1200	Prod Cup	17:36.107	1	1:27.125	1:24	
15	527	10:34:51.479	RPMotorsport	Pedro Melo	Carlos Dias Pedro	Ford Escort RS 2000	H81-200	20:30.855	1	1:25.837	1:24	
16	35	10:34:53.135	Eficar Team	Teo Antonio Pérez		BMW 325i E36	GT COP	20:32.511	1	1:29.273	1:29	
17	587	10:34:54.757	RPMotorsport	Manuel Cabral Menezes	Jorge Petiz	VW Golf GTI	H81-160	20:34.133	1	1:30.174	1:24	
18	525	10:34:55.900	RPMotorsport	Pedro Melo	Carlos Gagliardini	VW Golf GTI	H81-160	20:35.276	1	1:29.980	1:24	
19	87	10:36:52.893	Club Deportivo Elemental Lucen	Kilian Revuelta Rodriguez	Gustavo Castro Rodriguez	BMW M3 E36	GT COP	22:32.269	1	1:48.435	1:24	
20	573	10:36:57.661	Peres	André Castro Pinheiro	Ernesto Silva Vieira	Jaguar XJS V12	H81-MA	22:37.037	1	1:36.937	1:24	
21	560	10:37:07.114	Arantes Competição	João e Vasconcelos	Rui Castro	Datsun 1200 Coupé GX	H71-130	22:46.490	1	2:15.832	1:24	
22	7	10:38:34.576	RP Motorsport	Paulo Lima	José Paradela	BMW E30 M3	T MAX	24:13.952	1	2:43.323	2:39	
23	57	10:38:58.107	Garage João Gomes	Jose Maria Perez	Luís Tojeiro	Porsche 968 CS	GT COP	24:37.483	1	2:19.037	2:19	
24	525	10:40:45.837	RPMotorsport	Pedro Melo	Carlos Gagliardini	VW Golf GTI	H81-160	26:25.213	2	32.987	1:24	-51.013
25	67	10:53:17.120	RPMotorsport	João Neves		Toyota Starlet	T 1400	38:56.496	2	1:19.822	2:24	-4.178





Circuito de Madrid Jarama - RACE

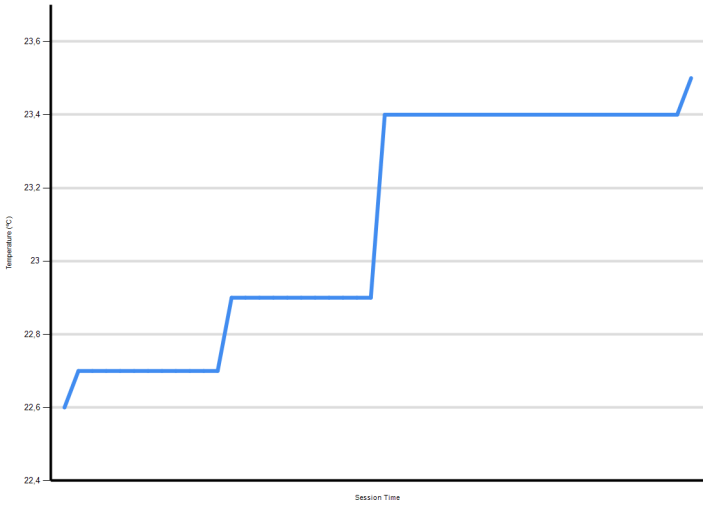
CARRERA 80 - GROUP 1 PORTUGAL

RACE 1

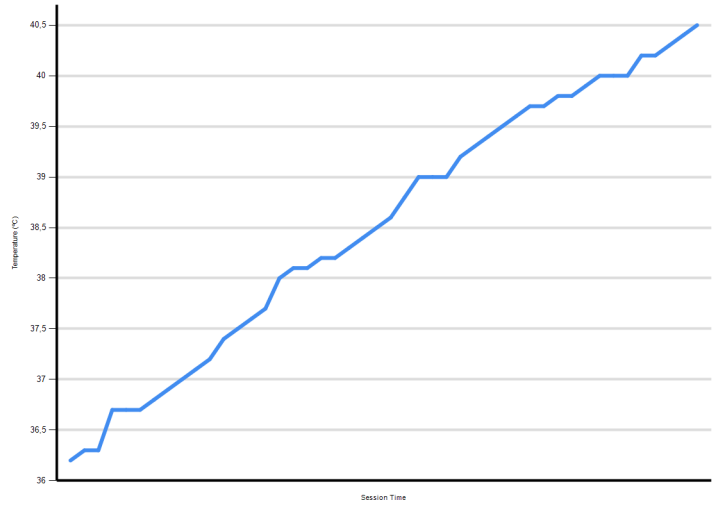
Informe Meteorológico



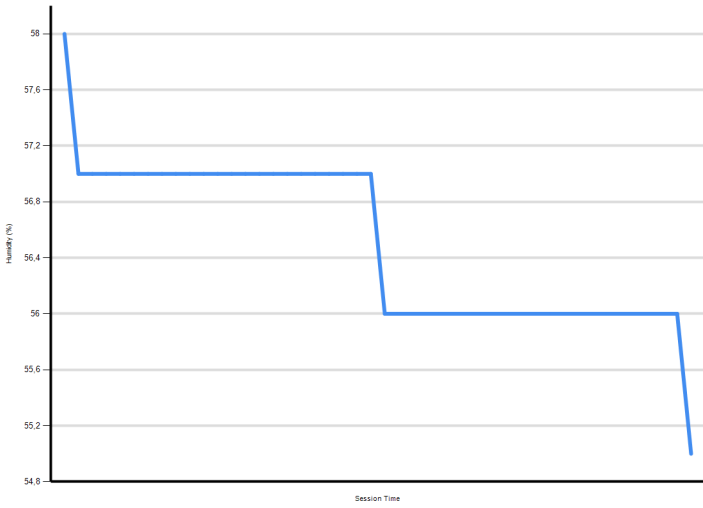
Air Temperature



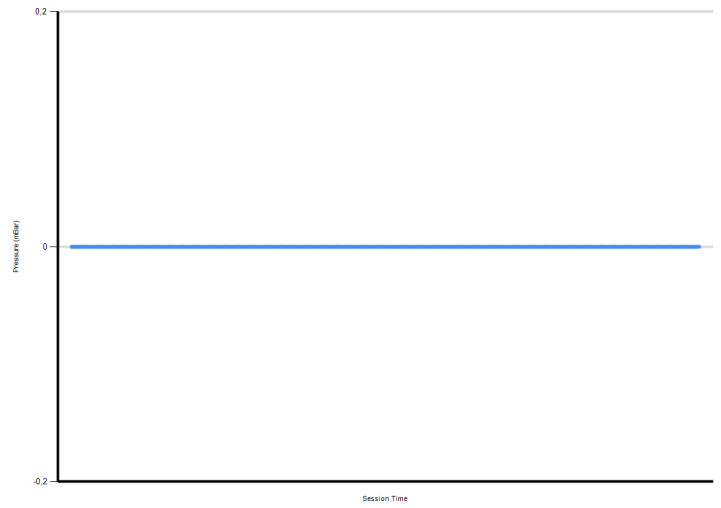
Track Temperature



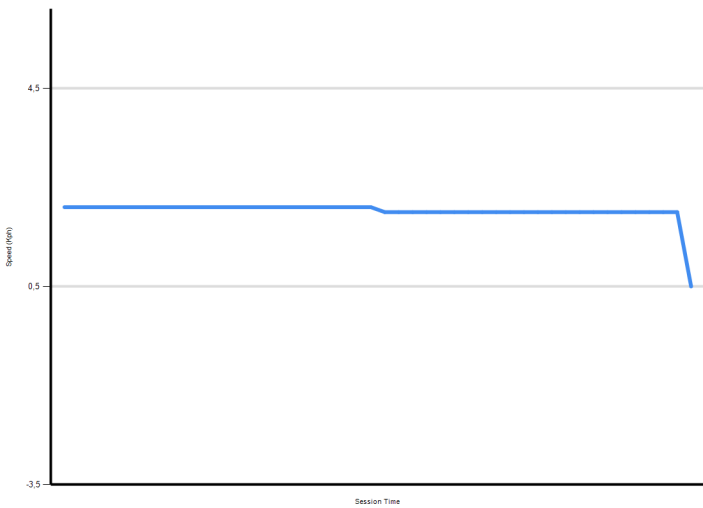
Humidity



Pressure



Wind Speed



Wind direction

